

# 2024 Annual Agency Profile - Butler County Senior Service Program (NTD ID 70121)

**Mailing Address:** 451 N 5TH ST  
DAVID CITY, NE

**Website:** [https://co.butler.ne.us/webpages/services/senior\\_services.html](https://co.butler.ne.us/webpages/services/senior_services.html)

## Service Consumed

Annual Unlinked Trips (UPT) 4,049

## Service Supplied

Annual Vehicle Revenue Miles (VRM) 69,821

Annual Vehicle Revenue Hours (VRH) 2,240

Vehicles Operated in Maximum Service (VOMS) 4

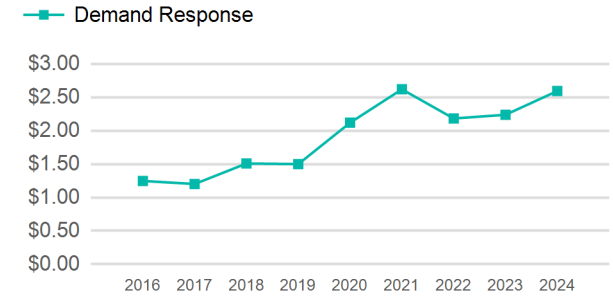
## Assets

Revenue Vehicles 5

Service Vehicles

Facilities 1

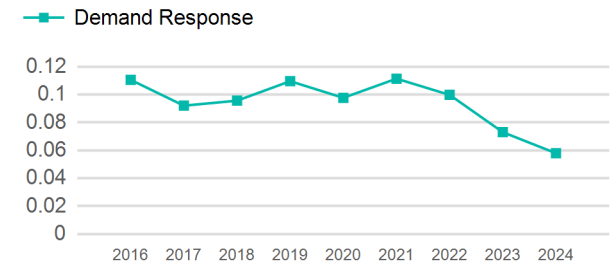
## Operating Expenses per Vehicle Revenue Mile



## Modal Characteristics

Mode	Annual Unlinked Passenger Trips	Directly Operated VOMS	Purchased Transportation VOMS	Annual Vehicle Revenue Miles	Annual Vehicle Revenue Hours
Demand Response	4,049	4	0	69,821	2,240
<b>Total</b>	<b>4,049</b>	<b>4</b>	<b>0</b>	<b>69,821</b>	<b>2,240</b>

## Unlinked Passenger Trip per Vehicle Revenue Mile



## Metrics

### Service Efficiency

### Service Effectiveness

Mode	OE per VRM	OE per VRH	UPT per VRM	UPT per VRH	OE per UPT
Demand Response	\$2.59	\$80.85	0.1	1.8	\$44.73
<b>Total</b>	<b>\$2.59</b>	<b>\$80.85</b>	<b>0.1</b>	<b>1.8</b>	<b>\$44.73</b>

# 2024 Annual Agency Profile - Butler County Senior Service Program (NTD ID 70121)

## 2024 Funding Breakdown

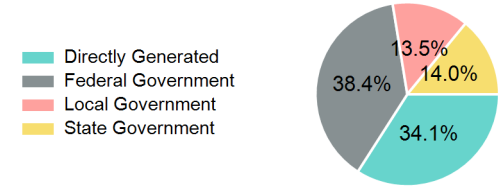
### Summary of Operating Expenses (OE)

Mode	Operating Expenses	Fare Revenues
Demand Response	\$181,095	\$61,718
<b>Total</b>	<b>\$181,095</b>	<b>\$61,718</b>

### Sources of Operating Funds Expended

Directly Generated	\$61,718
Federal Government	\$69,451
Local Government	\$24,517
State Government	\$25,409
<b>Total Operating Funds Expended</b>	<b>\$181,095</b>

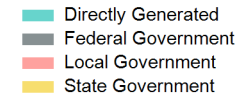
### Operating Funding Sources



### Capital Funding Sources

### Sources of Capital Funds Expended

Directly Generated	\$0
Federal Government	\$0
Local Government	\$0
State Government	\$0
<b>Total Capital Funds Expended</b>	<b>\$0</b>



## 2024 Asset Management

Transit Asset Management (TAM) Tier Tier II

TAM Sponsor NTD ID

### Metrics

Mode	Average Fleet Age in Years
Demand Response	10.0