

2024 Annual Agency Profile - City of Fort Dodge (NTD ID 70108)

Mailing Address: 819 1ST AVE S  
FORT DODGE, IA

Website: [https://www.midascogia.net/transit\\_services/dart/index.php](https://www.midascogia.net/transit_services/dart/index.php)

Service Consumed

Annual Unlinked Trips (UPT) 109,925

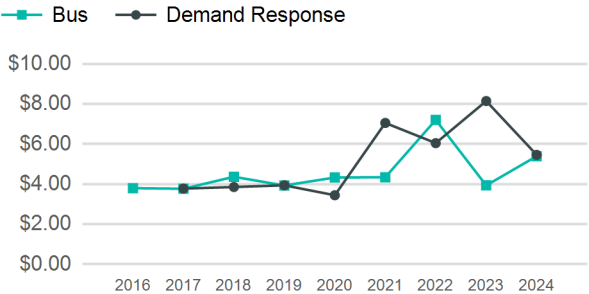
Assets

Revenue Vehicles	18
Service Vehicles	1
Facilities	1

Service Supplied

Annual Vehicle Revenue Miles (VRM)	244,990
Annual Vehicle Revenue Hours (VRH)	19,491
Vehicles Operated in Maximum Service (VOMS)	18

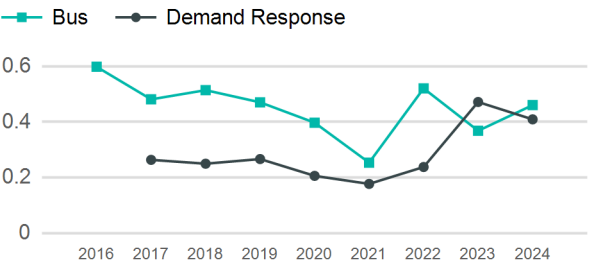
Operating Expenses per Vehicle Revenue Mile



Modal Characteristics

Mode	Annual Unlinked Passenger Trips	Directly Operated VOMS	Purchased Transportation VOMS	Annual Vehicle Revenue Miles	Annual Vehicle Revenue Hours
Bus	86,898	0	15	188,732	13,660
Demand Response	23,027	0	3	56,258	5,831
Total	109,925	0	18	244,990	19,491

Unlinked Passenger Trip per Vehicle Revenue Mile



Metrics

Mode	Service Efficiency		Service Effectiveness		
	OE per VRM	OE per VRH	UPT per VRM	UPT per VRH	OE per UPT
Bus	\$5.39	\$74.53	0.5	6.4	\$11.72
Demand Response	\$5.46	\$52.67	0.4	3.9	\$13.34
Total	\$5.41	\$67.99	0.4	5.6	\$12.06

2024 Annual Agency Profile - City of Fort Dodge (NTD ID 70108)

2024 Funding Breakdown

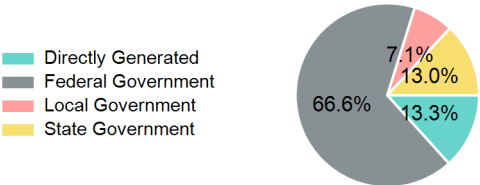
Summary of Operating Expenses (OE)

Sources of Operating Funds Expended

Operating Funding Sources

Mode	Operating Expenses	Fare Revenues
Bus	\$1,018,014	\$68,489
Demand Response	\$307,135	\$96,264
Total	\$1,325,149	\$164,753

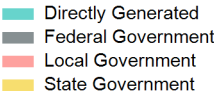
Directly Generated	\$176,098
Federal Government	\$882,051
Local Government	\$94,469
State Government	\$172,531
Total Operating Funds Expended	\$1,325,149



Capital Funding Sources

Sources of Capital Funds Expended

Directly Generated	\$0
Federal Government	\$0
Local Government	\$0
State Government	\$0
Total Capital Funds Expended	\$0



2024 Asset Management

Transit Asset Management (TAM) Tier Tier II

TAM Sponsor NTD ID

Metrics

Mode	Average Fleet Age in Years
Bus	7.5
Demand Response	8.0