

2024 Annual Agency Profile - Norton County Senior Citizens (NTD ID 70084)

Mailing Address: 208 W MAIN ST
NORTON, KS

Website: <https://ksrides.org/norton-county-public-transportation/>

Service Consumed

Annual Unlinked Trips (UPT) 5,332

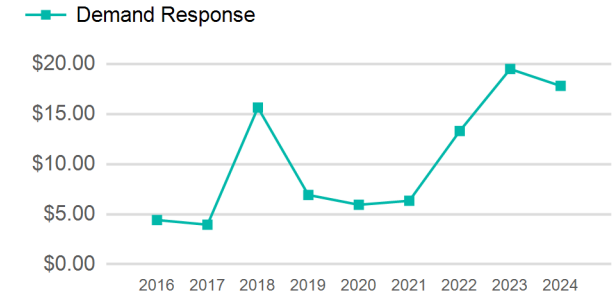
Assets

Revenue Vehicles 2
Service Vehicles
Facilities

Service Supplied

Annual Vehicle Revenue Miles (VRM) 4,400
Annual Vehicle Revenue Hours (VRH) 564
Vehicles Operated in Maximum Service (VOMS) 2

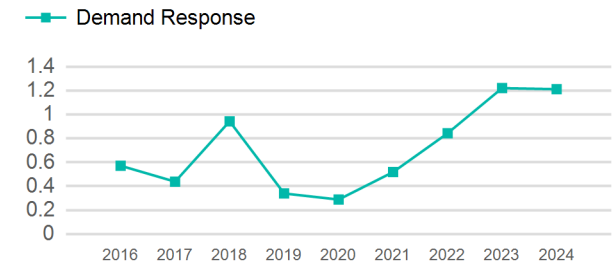
Operating Expenses per Vehicle Revenue Mile



Modal Characteristics

Mode	Annual Unlinked Passenger Trips	Directly Operated VOMS	Purchased Transportation VOMS	Annual Vehicle Revenue Miles	Annual Vehicle Revenue Hours
Demand Response	5,332	2	0	4,400	564
Total	5,332	2	0	4,400	564

Unlinked Passenger Trip per Vehicle Revenue Mile



Mode	Service Efficiency		Service Effectiveness		
	OE per VRM	OE per VRH	UPT per VRM	UPT per VRH	OE per UPT
Demand Response	\$17.80	\$138.87	1.2	9.5	\$14.69
Total	\$17.80	\$138.87	1.2	9.5	\$14.69

2024 Annual Agency Profile - Norton County Senior Citizens (NTD ID 70084)

2024 Funding Breakdown

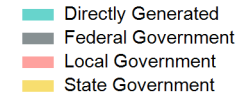
Summary of Operating Expenses (OE)

Mode	Operating Expenses	Fare Revenues
Demand Response	\$78,321	\$8,471
Total	\$78,321	\$8,471

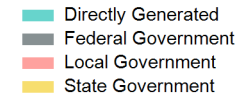
Sources of Operating Funds Expended

Directly Generated	\$8,471
Federal Government	\$41,781
Local Government	\$18,670
State Government	\$9,399
Total Operating Funds Expended	\$78,321

Operating Funding Sources



Capital Funding Sources



Sources of Capital Funds Expended

Directly Generated	\$0
Federal Government	\$0
Local Government	\$0
State Government	\$0
Total Capital Funds Expended	\$0

2024 Asset Management

Transit Asset Management (TAM) Tier Tier II

TAM Sponsor NTD ID

Metrics

Mode	Average Fleet Age in Years
Demand Response	7.0