

2024 Annual Agency Profile - Schuyler (NTD ID 70069)

Mailing Address: 1103 B ST
SCHUYLER, NE

<https://schuylernebraska.net/government/city-of-schuyler/schuyler-handibus/>
Website: schuyler/schuyler-handibus/

Service Consumed

Annual Unlinked Trips (UPT) 4,148

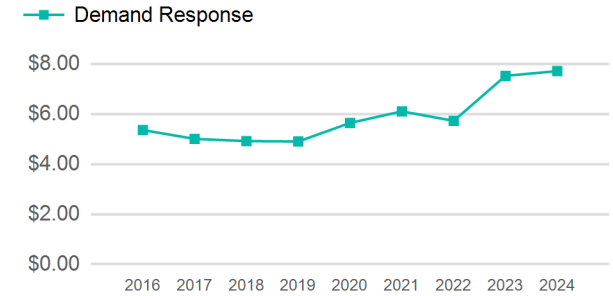
Service Supplied

Annual Vehicle Revenue Miles (VRM) 9,247

Annual Vehicle Revenue Hours (VRH) 1,404

Vehicles Operated in Maximum Service (VOMS) 1

Operating Expenses per Vehicle Revenue Mile



Assets

Revenue Vehicles 2

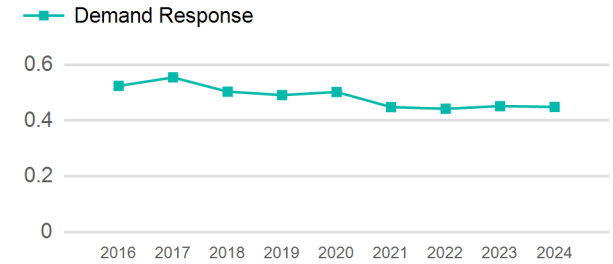
Service Vehicles

Facilities

Modal Characteristics

Mode	Annual Unlinked Passenger Trips	Directly Operated VOMS	Purchased Transportation VOMS	Annual Vehicle Revenue Miles	Annual Vehicle Revenue Hours
Demand Response	4,148	1	0	9,247	1,404
Total	4,148	1	0	9,247	1,404

Unlinked Passenger Trip per Vehicle Revenue Mile



Mode	Service Efficiency		Service Effectiveness		
	OE per VRM	OE per VRH	UPT per VRM	UPT per VRH	OE per UPT
Demand Response	\$7.71	\$50.79	0.4	3.0	\$17.19
Total	\$7.71	\$50.79	0.4	3.0	\$17.19

2024 Annual Agency Profile - Schuyler (NTD ID 70069)

2024 Funding Breakdown

Summary of Operating Expenses (OE)

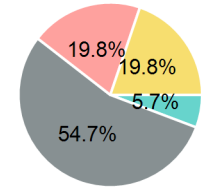
Mode	Operating Expenses	Fare Revenues
Demand Response	\$71,308	\$4,088
Total	\$71,308	\$4,088

Sources of Operating Funds Expended

Directly Generated	\$4,088
Federal Government	\$39,026
Local Government	\$14,095
State Government	\$14,099
Total Operating Funds Expended	\$71,308

Operating Funding Sources

- Directly Generated
- Federal Government
- Local Government
- State Government



Capital Funding Sources

- Directly Generated
- Federal Government
- Local Government
- State Government

Sources of Capital Funds Expended

Directly Generated	\$0
Federal Government	\$0
Local Government	\$0
State Government	\$0
Total Capital Funds Expended	\$0

2024 Asset Management

Transit Asset Management (TAM) Tier Tier II

TAM Sponsor NTD ID

Metrics

Mode	Average Fleet Age in Years
Demand Response	11.5