

2024 Annual Agency Profile - Thomas County (NTD ID 70062)

Mailing Address: 300 N COURT AVE
COLBY, KS

Website: <http://thomascountyks.gov/index.php/features/transportation-van>

Service Consumed

Annual Unlinked Trips (UPT) 7,655

Service Supplied

Annual Vehicle Revenue Miles (VRM) 29,875

Annual Vehicle Revenue Hours (VRH) 3,118

Vehicles Operated in Maximum Service (VOMS) 2

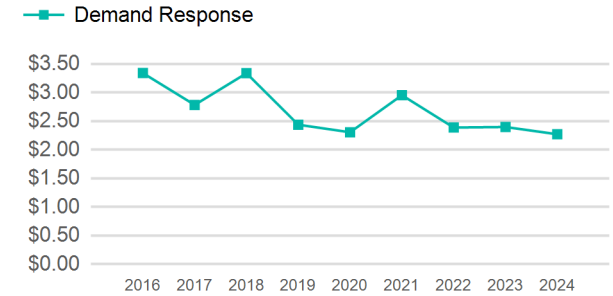
Assets

Revenue Vehicles 2

Service Vehicles

Facilities

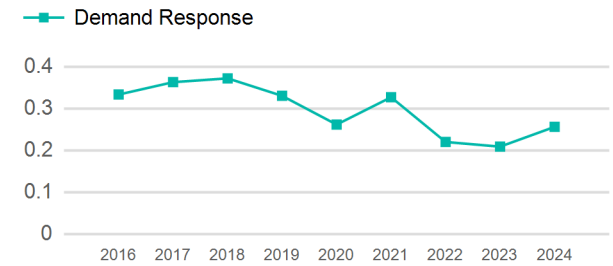
Operating Expenses per Vehicle Revenue Mile



Modal Characteristics

Mode	Annual Unlinked Passenger Trips	Directly Operated VOMS	Purchased Transportation VOMS	Annual Vehicle Revenue Miles	Annual Vehicle Revenue Hours
Demand Response	7,655	2	0	29,875	3,118
Total	7,655	2	0	29,875	3,118

Unlinked Passenger Trip per Vehicle Revenue Mile



Mode	Service Efficiency		Service Effectiveness		
	OE per VRM	OE per VRH	UPT per VRM	UPT per VRH	OE per UPT
Demand Response	\$2.27	\$21.76	0.3	2.5	\$8.86
Total	\$2.27	\$21.76	0.3	2.5	\$8.86

2024 Annual Agency Profile - Thomas County (NTD ID 70062)

2024 Funding Breakdown

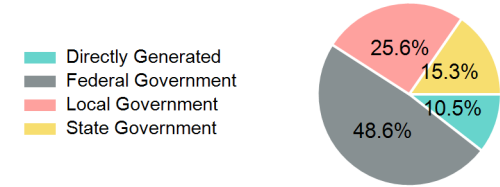
Summary of Operating Expenses (OE)

Mode	Operating Expenses	Fare Revenues
Demand Response	\$67,844	\$7,134
Total	\$67,844	\$7,134

Sources of Operating Funds Expended

Directly Generated	\$7,134
Federal Government	\$32,955
Local Government	\$17,346
State Government	\$10,409
Total Operating Funds Expended	\$67,844

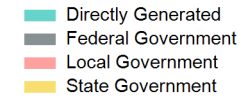
Operating Funding Sources



Capital Funding Sources

Sources of Capital Funds Expended

Directly Generated	\$0
Federal Government	\$0
Local Government	\$0
State Government	\$0
Total Capital Funds Expended	\$0



2024 Asset Management

Transit Asset Management (TAM) Tier Tier II

TAM Sponsor NTD ID

Metrics

Mode	Average Fleet Age in Years
Demand Response	7.0