

# 2024 Annual Agency Profile - Butler, County of (NTD ID 70056)

**Mailing Address:** 205 W CENTRAL AVE  
EL DORADO, KS

**Website:** www.bucoks.com/index.aspx?nid=158

## Geographic Coverage

**Primary Urbanized/Rural Area** Wichita, KS  
**Service Area Population** 67,380  
**Service Area Sq. Miles** 1,430  
**Other Areas Served:**  
 Kansas Non-UZA

## Assets

**Revenue Vehicles** 8  
**Service Vehicles**  
**Facilities**

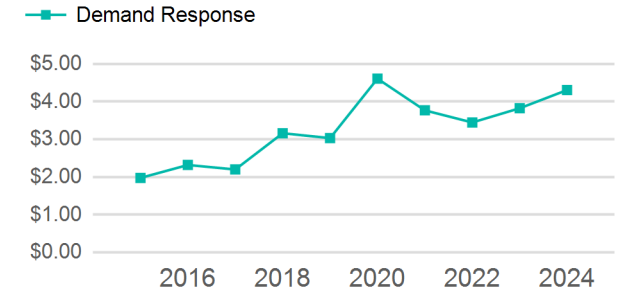
## Service Consumed

**Annual Unlinked Trips (UPT)** 18,167

## Service Supplied

**Annual Vehicle Revenue Miles (VRM)** 69,308  
**Annual Vehicle Revenue Hours (VRH)** 6,804  
**Vehicles Operated in Maximum Service (VOMS)** 7

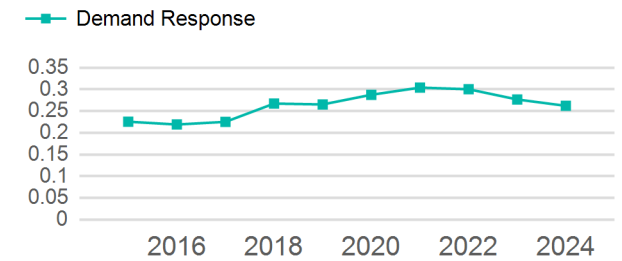
## Operating Expenses per Vehicle Revenue Mile



## Modal Characteristics

Mode	Annual Unlinked Passenger Trips	Directly Operated VOMS	Purchased Transportation VOMS	Annual Vehicle Revenue Miles	Annual Vehicle Revenue Hours
Demand Response	18,167	7	0	69,308	6,804
<b>Total</b>	<b>18,167</b>	<b>7</b>	<b>0</b>	<b>69,308</b>	<b>6,804</b>

## Unlinked Passenger Trip per Vehicle Revenue Mile



Mode	Service Efficiency		Service Effectiveness		
	OE per VRM	OE per VRH	UPT per VRM	UPT per VRH	OE per UPT
Demand Response	\$4.31	\$43.87	0.3	2.7	\$16.43
<b>Total</b>	<b>\$4.31</b>	<b>\$43.87</b>	<b>0.3</b>	<b>2.7</b>	<b>\$16.43</b>

# 2024 Annual Agency Profile - Butler, County of (NTD ID 70056)

## 2024 Funding Breakdown

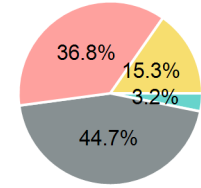
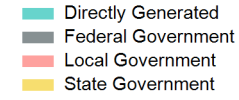
### Summary of Operating Expenses (OE)

Mode	Operating Expenses	Fare Revenues
Demand Response	\$298,491	\$9,449
<b>Total</b>	<b>\$298,491</b>	<b>\$9,449</b>

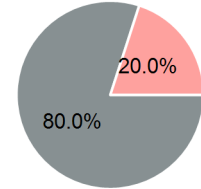
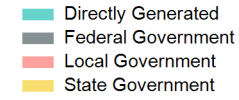
### Sources of Operating Funds Expended

Directly Generated	\$9,449
Federal Government	\$133,461
Local Government	\$109,932
State Government	\$45,649
<b>Total Operating Funds Expended</b>	<b>\$298,491</b>

### Operating Funding Sources



### Capital Funding Sources



### Sources of Capital Funds Expended

Directly Generated	\$0
Federal Government	\$208,908
Local Government	\$52,227
State Government	\$0
<b>Total Capital Funds Expended</b>	<b>\$261,135</b>

## 2024 Asset Management

Transit Asset Management (TAM) Tier Tier II

TAM Sponsor NTD ID

### Metrics

Mode	Average Fleet Age in Years
Demand Response	6.1