

2024 Annual Agency Profile - City of Bettendorf (NTD ID 70007)

Mailing Address: 1609 STATE ST
BETTENDORF, IA

Website: <https://www.bettendorf.org/transit/>

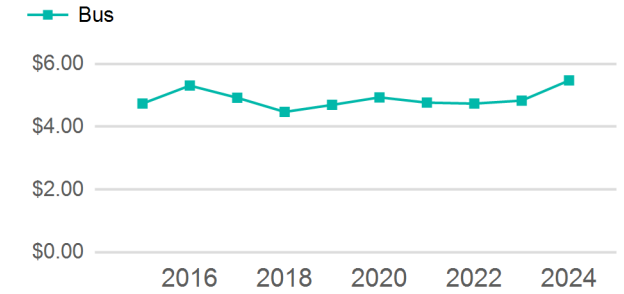
Geographic Coverage

Primary Urbanized/Rural Area Davenport, IA--IL
Service Area Population 39,107
Service Area Sq. Miles 22
Other Areas Served:

Service Consumed

Annual Unlinked Trips (UPT) 46,327

Operating Expenses per Vehicle Revenue Mile



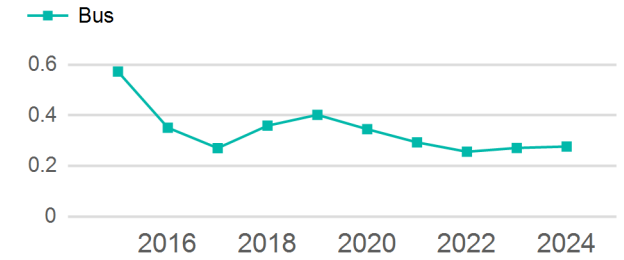
Assets

Revenue Vehicles 6
Service Vehicles
Facilities 4

Service Supplied

Annual Vehicle Revenue Miles (VRM) 167,433
Annual Vehicle Revenue Hours (VRH) 9,863
Vehicles Operated in Maximum Service (VOMS) 3

Unlinked Passenger Trip per Vehicle Revenue Mile



Modal Characteristics

Mode	Annual Unlinked Passenger Trips	Directly Operated VOMS	Purchased Transportation VOMS	Annual Vehicle Revenue Miles	Annual Vehicle Revenue Hours
Bus	46,327	3	0	167,433	9,863
Total	46,327	3	0	167,433	9,863

Metrics

Service Efficiency

Service Effectiveness

Mode	OE per VRM	OE per VRH	UPT per VRM	UPT per VRH	OE per UPT
Bus	\$5.47	\$92.91	0.3	4.7	\$19.78
Total	\$5.47	\$92.91	0.3	4.7	\$19.78

2024 Annual Agency Profile - City of Bettendorf (NTD ID 70007)

2024 Funding Breakdown

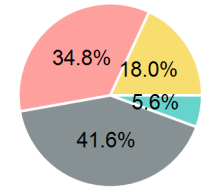
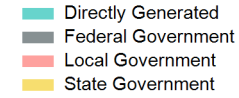
Summary of Operating Expenses (OE)

Mode	Operating Expenses	Fare Revenues
Bus	\$916,406	\$20,213
Total	\$916,406	\$20,213

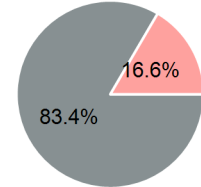
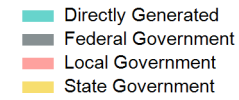
Sources of Operating Funds Expended

Directly Generated	\$76,360
Federal Government	\$567,207
Local Government	\$473,918
State Government	\$245,840
Total Operating Funds Expended	\$1,363,325

Operating Funding Sources



Capital Funding Sources



Sources of Capital Funds Expended

Directly Generated	\$0
Federal Government	\$729,372
Local Government	\$144,708
State Government	\$0
Total Capital Funds Expended	\$874,080

2024 Asset Management

Transit Asset Management (TAM) Tier Tier II

TAM Sponsor NTD ID

Metrics

Mode	Average Fleet Age in Years
Bus	8.8