

2024 Annual Agency Profile - Rapides Area Planning Commission (NTD ID 66346)

Mailing Address: 803 JOHNSTON ST
ALEXANDRIA, LA

Website: <https://www.rapc.info/transportation>

Service Consumed

Annual Unlinked Trips (UPT) 3,389

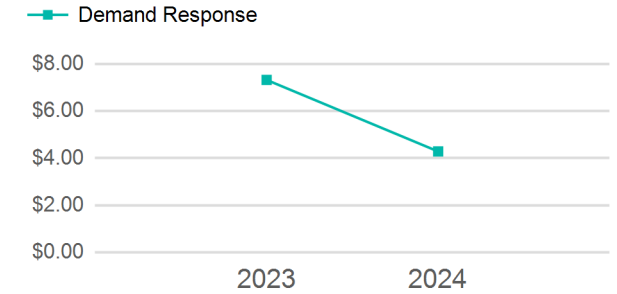
Assets

Revenue Vehicles 6
Service Vehicles
Facilities

Service Supplied

Annual Vehicle Revenue Miles (VRM) 116,944
Annual Vehicle Revenue Hours (VRH) 6,381
Vehicles Operated in Maximum Service (VOMS) 6

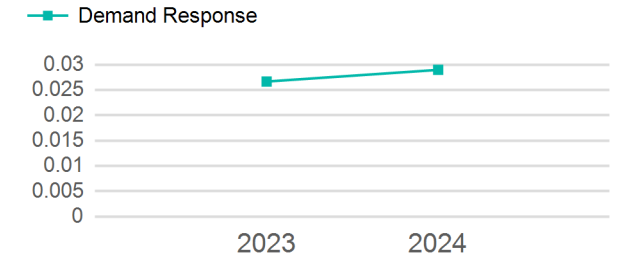
Operating Expenses per Vehicle Revenue Mile



Modal Characteristics

Mode	Annual Unlinked Passenger Trips	Directly Operated VOMS	Purchased Transportation VOMS	Annual Vehicle Revenue Miles	Annual Vehicle Revenue Hours
Demand Response	3,389	6	0	116,944	6,381
Total	3,389	6	0	116,944	6,381

Unlinked Passenger Trip per Vehicle Revenue Mile



Mode	Service Efficiency		Service Effectiveness		
	OE per VRM	OE per VRH	UPT per VRM	UPT per VRH	OE per UPT
Demand Response	\$4.28	\$78.51	0.0	0.5	\$147.82
Total	\$4.28	\$78.51	0.0	0.5	\$147.82

2024 Annual Agency Profile - Rapides Area Planning Commission (NTD ID 66346)

2024 Funding Breakdown


Summary of Operating Expenses (OE)

Mode	Operating Expenses	Fare Revenues
Demand Response	\$500,964	\$15,587
Total	\$500,964	\$15,587

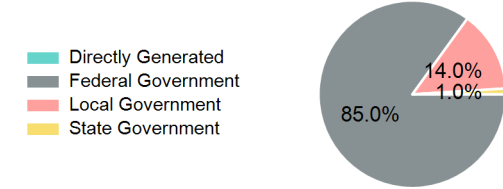
Sources of Operating Funds Expended

Directly Generated	\$15,587
Federal Government	\$485,377
Local Government	\$0
State Government	\$0
Total Operating Funds Expended	\$500,964

Operating Funding Sources



Capital Funding Sources



Sources of Capital Funds Expended

Directly Generated	\$0
Federal Government	\$253,040
Local Government	\$41,677
State Government	\$2,977
Total Capital Funds Expended	\$297,694

2024 Asset Management

Transit Asset Management (TAM) Tier Tier II

TAM Sponsor NTD ID

Metrics

Mode	Average Fleet Age in Years
Demand Response	4.2