

# 2024 Annual Agency Profile - Rapides Parish Police Jury (NTD ID 66282)

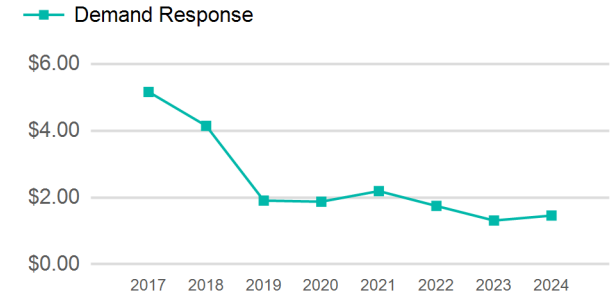
**Mailing Address:** 701 MURRAY ST STE 201  
ALEXANDRIA, LA

**Website:** <https://wwwapps.dotd.la.gov/multimodal/publictransportation/tran-sitresources/Providers.aspx?Parish=40>

## Service Consumed

**Annual Unlinked Trips (UPT)** 7,381

## Operating Expenses per Vehicle Revenue Mile



## Assets

**Revenue Vehicles** 4  
**Service Vehicles**  
**Facilities**

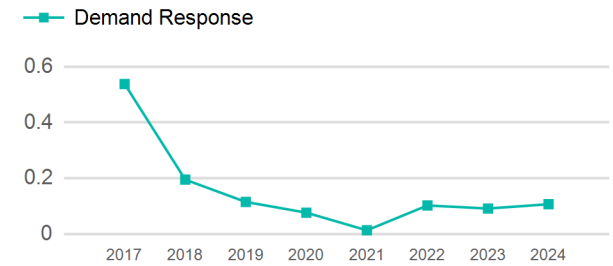
## Service Supplied

**Annual Vehicle Revenue Miles (VRM)** 68,927  
**Annual Vehicle Revenue Hours (VRH)** 4,753  
**Vehicles Operated in Maximum Service (VOMS)** 4

## Modal Characteristics

Mode	Annual Unlinked Passenger Trips	Directly Operated VOMS	Purchased Transportation VOMS	Annual Vehicle Revenue Miles	Annual Vehicle Revenue Hours
Demand Response	7,381	4	0	68,927	4,753
<b>Total</b>	<b>7,381</b>	<b>4</b>	<b>0</b>	<b>68,927</b>	<b>4,753</b>

## Unlinked Passenger Trip per Vehicle Revenue Mile



Mode	Service Efficiency		Service Effectiveness		
	OE per VRM	OE per VRH	UPT per VRM	UPT per VRH	OE per UPT
Demand Response	\$1.46	\$21.14	0.1	1.6	\$13.61
<b>Total</b>	<b>\$1.46</b>	<b>\$21.14</b>	<b>0.1</b>	<b>1.6</b>	<b>\$13.61</b>

# 2024 Annual Agency Profile - Rapides Parish Police Jury (NTD ID 66282)

## 2024 Funding Breakdown

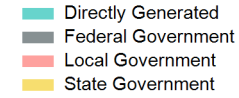
### Summary of Operating Expenses (OE)

Mode	Operating Expenses	Fare Revenues
Demand Response	\$100,490	\$6,377
<b>Total</b>	<b>\$100,490</b>	<b>\$6,377</b>

### Sources of Operating Funds Expended

Directly Generated	\$6,377
Federal Government	\$45,184
Local Government	\$48,929
State Government	\$0
<b>Total Operating Funds Expended</b>	<b>\$100,490</b>

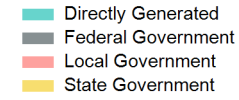
### Operating Funding Sources



### Capital Funding Sources

### Sources of Capital Funds Expended

Directly Generated	\$0
Federal Government	\$0
Local Government	\$0
State Government	\$0
<b>Total Capital Funds Expended</b>	<b>\$0</b>



## 2024 Asset Management

Transit Asset Management (TAM) Tier Tier II

TAM Sponsor NTD ID

### Metrics

Mode	Average Fleet Age in Years
Demand Response	7.0