

2024 Annual Agency Profile - Ohkay Owingeh Pueblo (NTD ID 66188)

Mailing Address: 220 POPAY
OHKAY OWINGEH, NM

Website: <http://ohkay.org/popay-messenger/>

Geographic Coverage

Primary Urbanized/Rural Area New Mexico Non-UZA
Other Areas Served:

Assets

Revenue Vehicles 4
Service Vehicles
Facilities 1

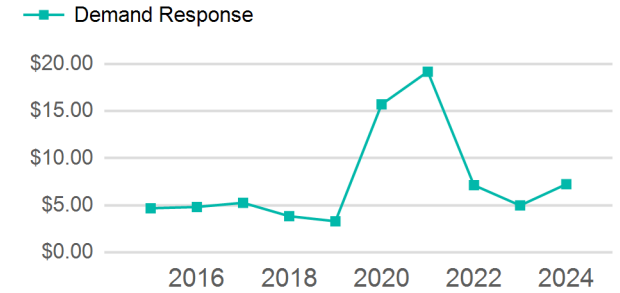
Service Consumed

Annual Unlinked Trips (UPT) 7,701

Service Supplied

Annual Vehicle Revenue Miles (VRM) 43,118
Annual Vehicle Revenue Hours (VRH) 5,560
Vehicles Operated in Maximum Service (VOMS) 4

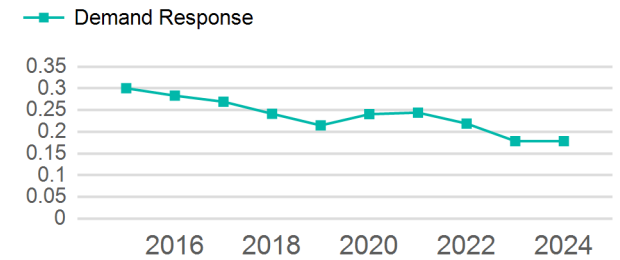
Operating Expenses per Vehicle Revenue Mile



Modal Characteristics

Mode	Annual Unlinked Passenger Trips	Directly Operated VOMS	Purchased Transportation VOMS	Annual Vehicle Revenue Miles	Annual Vehicle Revenue Hours
Demand Response	7,701	4	0	43,118	5,560
Total	7,701	4	0	43,118	5,560

Unlinked Passenger Trip per Vehicle Revenue Mile



Metrics

Service Efficiency

Service Effectiveness

Mode	OE per VRM	OE per VRH	UPT per VRM	UPT per VRH	OE per UPT
Demand Response	\$7.24	\$56.13	0.2	1.4	\$40.53
Total	\$7.24	\$56.13	0.2	1.4	\$40.53

2024 Annual Agency Profile - Ohkay Owingeh Pueblo (NTD ID 66188)

2024 Funding Breakdown

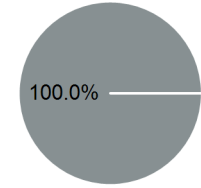
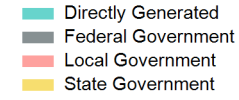
Summary of Operating Expenses (OE)

Mode	Operating Expenses	Fare Revenues
Demand Response	\$312,107	\$0
Total	\$312,107	\$0

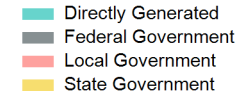
Sources of Operating Funds Expended

Directly Generated	\$0
Federal Government	\$312,107
Local Government	\$0
State Government	\$0
Total Operating Funds Expended	\$312,107

Operating Funding Sources



Capital Funding Sources



Sources of Capital Funds Expended

Directly Generated	\$0
Federal Government	\$0
Local Government	\$0
State Government	\$0
Total Capital Funds Expended	\$0

2024 Asset Management

Transit Asset Management (TAM) Tier Tier II

TAM Sponsor NTD ID

Metrics

Mode	Average Fleet Age in Years
Demand Response	7.0