

2024 Annual Agency Profile - Central Texas Rural Transit District (NTD ID 60262)

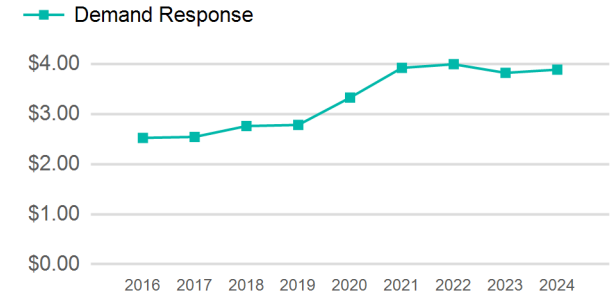
Mailing Address: 2310 S CONCHO ST
COLEMAN, TX

Website: <http://www.cityandruralrides.com>

Service Consumed

Annual Unlinked Trips (UPT) 106,683

Operating Expenses per Vehicle Revenue Mile



Assets

Revenue Vehicles 73
Service Vehicles 14
Facilities

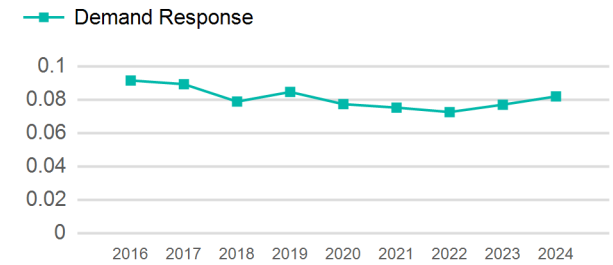
Service Supplied

Annual Vehicle Revenue Miles (VRM) 1,301,582
Annual Vehicle Revenue Hours (VRH) 51,620
Vehicles Operated in Maximum Service (VOMS) 57

Modal Characteristics

Mode	Annual Unlinked Passenger Trips	Directly Operated VOMS	Purchased Transportation VOMS	Annual Vehicle Revenue Miles	Annual Vehicle Revenue Hours
Demand Response	106,683	57	0	1,301,582	51,620
Total	106,683	57	0	1,301,582	51,620

Unlinked Passenger Trip per Vehicle Revenue Mile



Mode	Service Efficiency		Service Effectiveness		
	OE per VRM	OE per VRH	UPT per VRM	UPT per VRH	OE per UPT
Demand Response	\$3.89	\$97.96	0.1	2.1	\$47.40
Total	\$3.89	\$97.96	0.1	2.1	\$47.40

2024 Annual Agency Profile - Central Texas Rural Transit District (NTD ID 60262)

2024 Funding Breakdown

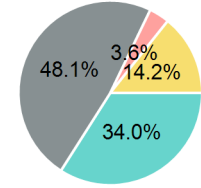
Summary of Operating Expenses (OE)

Mode	Operating Expenses	Fare Revenues
Demand Response	\$5,056,779	\$1,642,958
Total	\$5,056,779	\$1,642,958

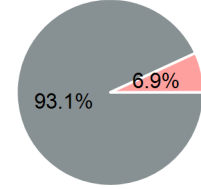
Sources of Operating Funds Expended

Directly Generated	\$1,721,458
Federal Government	\$2,434,727
Local Government	\$181,218
State Government	\$719,376
Total Operating Funds Expended	\$5,056,779

Operating Funding Sources



Capital Funding Sources



Sources of Capital Funds Expended

Directly Generated	\$0
Federal Government	\$859,436
Local Government	\$63,485
State Government	\$0
Total Capital Funds Expended	\$922,921

2024 Asset Management

Transit Asset Management (TAM) Tier Tier II

TAM Sponsor NTD ID

Metrics

Mode	Average Fleet Age in Years
Demand Response	3.5