

2024 Annual Agency Profile - Desoto Parish Police Jury (NTD ID 60261)

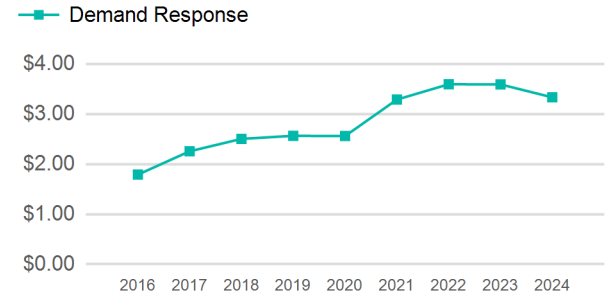
Mailing Address: 101 FRANKLIN ST
MANSFIELD, LA

Website: <http://www.desotocouncilonaging.com/Respite-Care-Senior-Services.html>

Service Consumed

Annual Unlinked Trips (UPT) 12,310

Operating Expenses per Vehicle Revenue Mile



Assets

Revenue Vehicles 6
Service Vehicles
Facilities

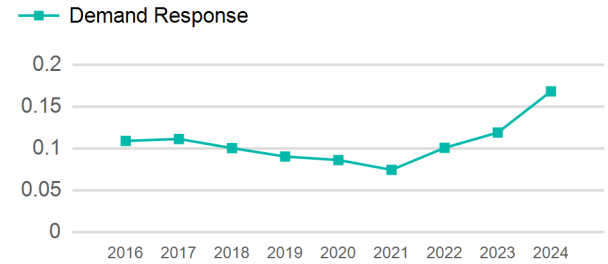
Service Supplied

Annual Vehicle Revenue Miles (VRM) 73,177
Annual Vehicle Revenue Hours (VRH) 6,295
Vehicles Operated in Maximum Service (VOMS) 6

Modal Characteristics

Mode	Annual Unlinked Passenger Trips	Directly Operated VOMS	Purchased Transportation VOMS	Annual Vehicle Revenue Miles	Annual Vehicle Revenue Hours
Demand Response	12,310	6	0	73,177	6,295
Total	12,310	6	0	73,177	6,295

Unlinked Passenger Trip per Vehicle Revenue Mile



Metrics

Service Efficiency

Service Effectiveness

Mode	OE per VRM	OE per VRH	UPT per VRM	UPT per VRH	OE per UPT
Demand Response	\$3.33	\$38.74	0.2	2.0	\$19.81
Total	\$3.33	\$38.74	0.2	2.0	\$19.81

2024 Annual Agency Profile - Desoto Parish Police Jury (NTD ID 60261)

2024 Funding Breakdown

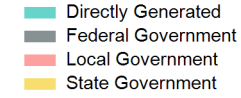
Summary of Operating Expenses (OE)

Mode	Operating Expenses	Fare Revenues
Demand Response	\$243,842	\$71,720
Total	\$243,842	\$71,720

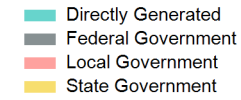
Sources of Operating Funds Expended

Directly Generated	\$71,720
Federal Government	\$144,953
Local Government	\$27,169
State Government	\$0
Total Operating Funds Expended	\$243,842

Operating Funding Sources



Capital Funding Sources



Sources of Capital Funds Expended

Directly Generated	\$0
Federal Government	\$0
Local Government	\$0
State Government	\$0
Total Capital Funds Expended	\$0

2024 Asset Management

Transit Asset Management (TAM) Tier Tier II

TAM Sponsor NTD ID

Metrics

Mode	Average Fleet Age in Years
Demand Response	8.8