

2024 Annual Agency Profile - Central Oklahoma Community Action Agency (NTD ID 60259)

Mailing Address: 2 E MAIN ST
SHAWNEE, OK

Website: <http://www.cocaa.org>

Service Consumed

Annual Unlinked Trips (UPT) 16,392

Service Supplied

Annual Vehicle Revenue Miles (VRM) 175,227

Annual Vehicle Revenue Hours (VRH) 14,958

Vehicles Operated in Maximum Service (VOMS) 9

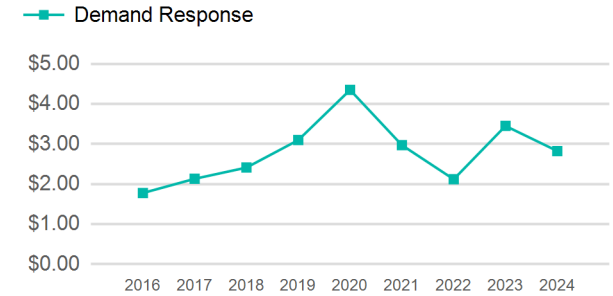
Assets

Revenue Vehicles 12

Service Vehicles

Facilities

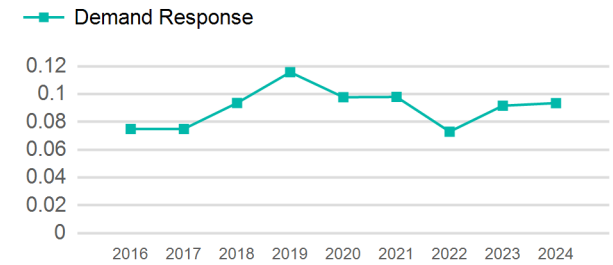
Operating Expenses per Vehicle Revenue Mile



Modal Characteristics

Mode	Annual Unlinked Passenger Trips	Directly Operated VOMS	Purchased Transportation VOMS	Annual Vehicle Revenue Miles	Annual Vehicle Revenue Hours
Demand Response	16,392	9	0	175,227	14,958
Total	16,392	9	0	175,227	14,958

Unlinked Passenger Trip per Vehicle Revenue Mile



Mode	Service Efficiency		Service Effectiveness		
	OE per VRM	OE per VRH	UPT per VRM	UPT per VRH	OE per UPT
Demand Response	\$2.83	\$33.10	0.1	1.1	\$30.20
Total	\$2.83	\$33.10	0.1	1.1	\$30.20

2024 Annual Agency Profile - Central Oklahoma Community Action Agency (NTD ID 60259)

2024 Funding Breakdown

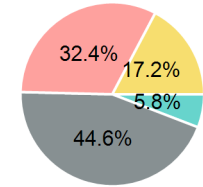
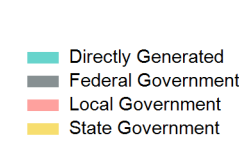
Summary of Operating Expenses (OE)

Mode	Operating Expenses	Fare Revenues
Demand Response	\$495,116	\$28,902
Total	\$495,116	\$28,902

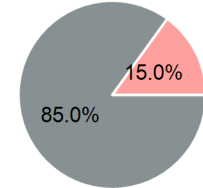
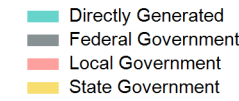
Sources of Operating Funds Expended

Directly Generated	\$28,902
Federal Government	\$220,576
Local Government	\$160,304
State Government	\$85,334
Total Operating Funds Expended	\$495,116

Operating Funding Sources



Capital Funding Sources



Sources of Capital Funds Expended

Directly Generated	\$0
Federal Government	\$83,496
Local Government	\$14,734
State Government	\$0
Total Capital Funds Expended	\$98,230

2024 Asset Management

Transit Asset Management (TAM) Tier Tier II

TAM Sponsor NTD ID

Metrics

Mode	Average Fleet Age in Years
Demand Response	5.8