

# 2024 Annual Agency Profile - The Community Pantry (NTD ID 60224)

**Mailing Address:** 1130 E HASLER VALLEY RD  
Gallup, NM

**Website:** <http://www.gallupexpress.com>

## Service Consumed

Annual Unlinked Trips (UPT) 39,233

## Service Supplied

Annual Vehicle Revenue Miles (VRM) 151,702

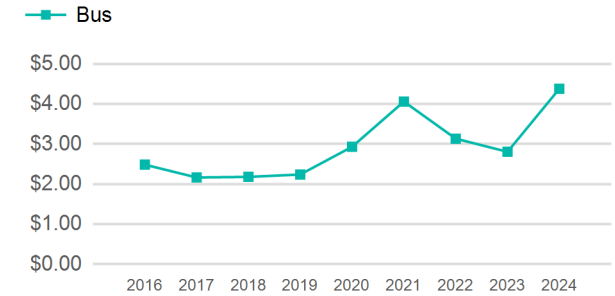
Annual Vehicle Revenue Hours (VRH) 10,728

Vehicles Operated in Maximum Service (VOMS) 7

## Assets

Revenue Vehicles 11  
Service Vehicles  
Facilities

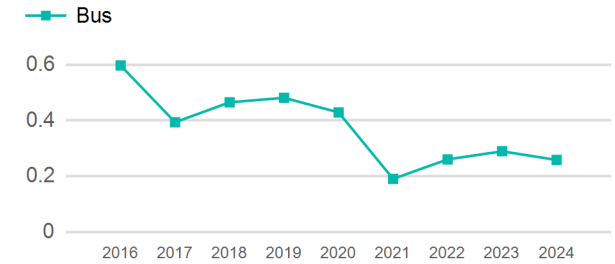
## Operating Expenses per Vehicle Revenue Mile



## Modal Characteristics

Mode	Annual Unlinked Passenger Trips	Directly Operated VOMS	Purchased Transportation VOMS	Annual Vehicle Revenue Miles	Annual Vehicle Revenue Hours
Bus	39,233	7	0	151,702	10,728
<b>Total</b>	<b>39,233</b>	<b>7</b>	<b>0</b>	<b>151,702</b>	<b>10,728</b>

## Unlinked Passenger Trip per Vehicle Revenue Mile



Mode	Service Efficiency		Service Effectiveness		
	OE per VRM	OE per VRH	UPT per VRM	UPT per VRH	OE per UPT
Bus	\$4.38	\$61.91	0.3	3.7	\$16.93
<b>Total</b>	<b>\$4.38</b>	<b>\$61.91</b>	<b>0.3</b>	<b>3.7</b>	<b>\$16.93</b>

# 2024 Annual Agency Profile - The Community Pantry (NTD ID 60224)

## 2024 Funding Breakdown

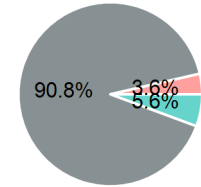
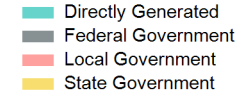
### Summary of Operating Expenses (OE)

Mode	Operating Expenses	Fare Revenues
Bus	\$664,204	\$37,504
<b>Total</b>	<b>\$664,204</b>	<b>\$37,504</b>

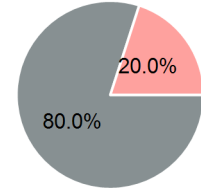
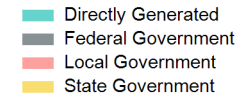
### Sources of Operating Funds Expended

Directly Generated	\$37,504
Federal Government	\$602,830
Local Government	\$23,870
State Government	\$0
<b>Total Operating Funds Expended</b>	<b>\$664,204</b>

### Operating Funding Sources



### Capital Funding Sources



### Sources of Capital Funds Expended

Directly Generated	\$0
Federal Government	\$9,719
Local Government	\$2,430
State Government	\$0
<b>Total Capital Funds Expended</b>	<b>\$12,149</b>

## 2024 Asset Management

Transit Asset Management (TAM) Tier Tier II

TAM Sponsor NTD ID

### Metrics

Mode	Average Fleet Age in Years
Bus	8.6