

# 2024 Annual Agency Profile - Beauregard Parish City of DeRidder (NTD ID 60164)

**Mailing Address:** 200 S JEFFERSON ST  
DERIDDER, LA

**Website:** <http://www.cityofderidder.org/CatSubCatDisplay.asp>

## Service Consumed

Annual Unlinked Trips (UPT) 6,447

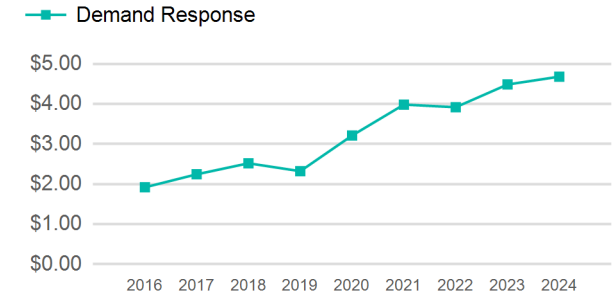
## Service Supplied

Annual Vehicle Revenue Miles (VRM) 60,175

Annual Vehicle Revenue Hours (VRH) 3,913

Vehicles Operated in Maximum Service (VOMS) 6

## Operating Expenses per Vehicle Revenue Mile



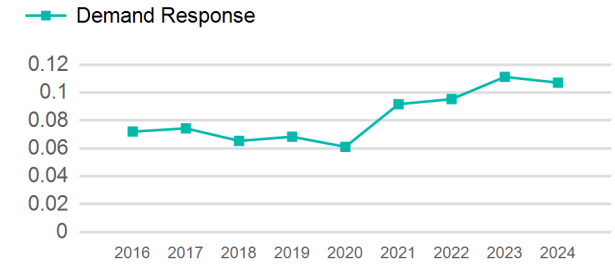
## Assets

Revenue Vehicles 6  
Service Vehicles  
Facilities 1

## Modal Characteristics

Mode	Annual Unlinked Passenger Trips	Directly Operated VOMS	Purchased Transportation VOMS	Annual Vehicle Revenue Miles	Annual Vehicle Revenue Hours
Demand Response	6,447	6	0	60,175	3,913
<b>Total</b>	<b>6,447</b>	<b>6</b>	<b>0</b>	<b>60,175</b>	<b>3,913</b>

## Unlinked Passenger Trip per Vehicle Revenue Mile



Mode	Service Efficiency		Service Effectiveness		
	OE per VRM	OE per VRH	UPT per VRM	UPT per VRH	OE per UPT
Demand Response	\$4.68	\$71.99	0.1	1.6	\$43.70
<b>Total</b>	<b>\$4.68</b>	<b>\$71.99</b>	<b>0.1</b>	<b>1.6</b>	<b>\$43.70</b>

# 2024 Annual Agency Profile - Beauregard Parish City of DeRidder (NTD ID 60164)

## 2024 Funding Breakdown

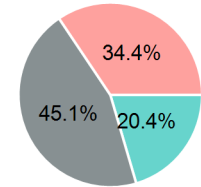
### Summary of Operating Expenses (OE)

Mode	Operating Expenses	Fare Revenues
Demand Response	\$281,708	\$57,555
<b>Total</b>	<b>\$281,708</b>	<b>\$57,555</b>

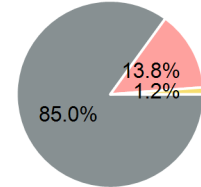
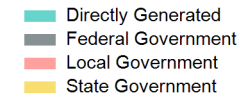
### Sources of Operating Funds Expended

Directly Generated	\$57,555
Federal Government	\$127,115
Local Government	\$97,038
State Government	\$0
<b>Total Operating Funds Expended</b>	<b>\$281,708</b>

### Operating Funding Sources



### Capital Funding Sources



### Sources of Capital Funds Expended

Directly Generated	\$0
Federal Government	\$204,315
Local Government	\$33,171
State Government	\$2,884
<b>Total Capital Funds Expended</b>	<b>\$240,370</b>

## 2024 Asset Management

Transit Asset Management (TAM) Tier Tier II

TAM Sponsor NTD ID

### Metrics

Mode	Average Fleet Age in Years
Demand Response	2.3