

2024 Annual Agency Profile - SPAN, Incorporated (NTD ID 60116)

Mailing Address: 1800 MALONE ST
Denton, TX

Website: <http://span-transit.org/>

Geographic Coverage

Primary Urbanized/Rural Area Denton--Lewisville, TX
Service Area Population 859,064
Service Area Sq. Miles 878
Other Areas Served:
 Dallas--Fort Worth--Arlington, TX, Texas Non-UZA

Assets

Revenue Vehicles 39
Service Vehicles 2
Facilities 1

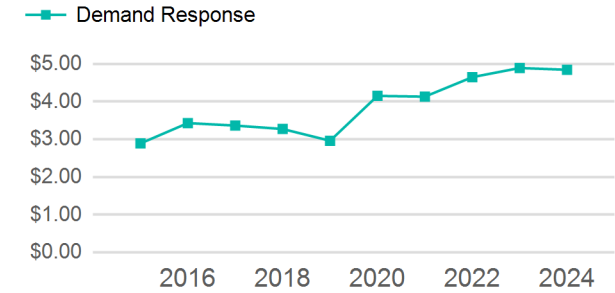
Service Consumed

Annual Unlinked Trips (UPT) 53,973

Service Supplied

Annual Vehicle Revenue Miles (VRM) 655,167
Annual Vehicle Revenue Hours (VRH) 33,517
Vehicles Operated in Maximum Service (VOMS) 30

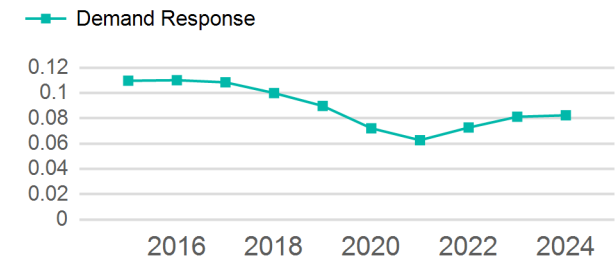
Operating Expenses per Vehicle Revenue Mile



Modal Characteristics

Mode	Annual Unlinked Passenger Trips	Directly Operated VOMS	Purchased Transportation VOMS	Annual Vehicle Revenue Miles	Annual Vehicle Revenue Hours
Demand Response	53,973	30	0	655,167	33,517
Total	53,973	30	0	655,167	33,517

Unlinked Passenger Trip per Vehicle Revenue Mile



Mode	Service Efficiency		Service Effectiveness		
	OE per VRM	OE per VRH	UPT per VRM	UPT per VRH	OE per UPT
Demand Response	\$4.84	\$94.67	0.1	1.6	\$58.79
Total	\$4.84	\$94.67	0.1	1.6	\$58.79

2024 Annual Agency Profile - SPAN, Incorporated (NTD ID 60116)

2024 Funding Breakdown

Summary of Operating Expenses (OE)

Mode	Operating Expenses	Fare Revenues
Demand Response	\$3,173,163	\$154,845
Total	\$3,173,163	\$154,845

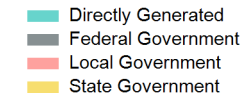
Sources of Operating Funds Expended

Directly Generated	\$190,103
Federal Government	\$1,950,759
Local Government	\$607,692
State Government	\$424,609
Total Operating Funds Expended	\$3,173,163

Operating Funding Sources



Capital Funding Sources



Sources of Capital Funds Expended

Directly Generated	\$0
Federal Government	\$36,238
Local Government	\$0
State Government	\$0
Total Capital Funds Expended	\$36,238

2024 Asset Management

Transit Asset Management (TAM) Tier Tier II

TAM Sponsor NTD ID

Metrics

Mode	Average Fleet Age in Years
Demand Response	4.3