

2024 Annual Agency Profile - City of Abilene (NTD ID 60040)

Mailing Address: 555 WALNUT ST
ABILENE, TX

Website: <http://www.abilenetx.gov/citylink>

Geographic Coverage

Primary Urbanized/Rural Area Abilene, TX
Service Area Population 125,182
Service Area Sq. Miles 110
Other Areas Served:
 Texas Non-UZA

Assets

Revenue Vehicles 42
Service Vehicles 4
Facilities 2

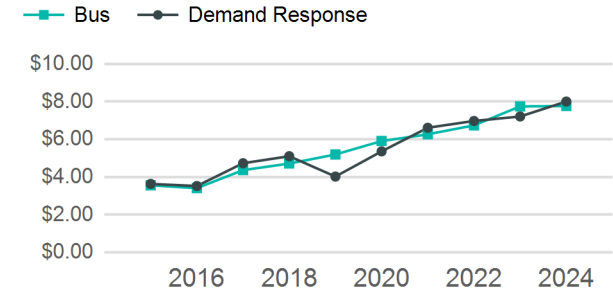
Service Consumed

Annual Unlinked Trips (UPT) 386,876

Service Supplied

Annual Vehicle Revenue Miles (VRM) 743,580
Annual Vehicle Revenue Hours (VRH) 53,580
Vehicles Operated in Maximum Service (VOMS) 27

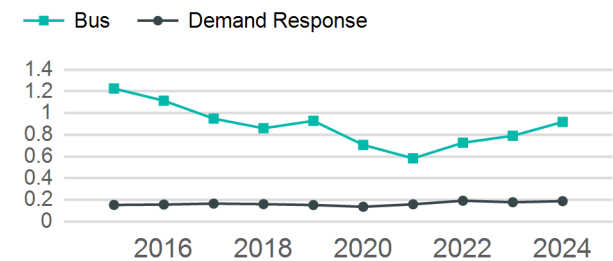
Operating Expenses per Vehicle Revenue Mile



Modal Characteristics

Mode	Annual Unlinked Passenger Trips	Directly Operated VOMS	Purchased Transportation VOMS	Annual Vehicle Revenue Miles	Annual Vehicle Revenue Hours
Bus	310,567	9	0	338,286	24,753
Demand Response	76,309	16	2	405,294	28,827
Total	386,876	25	2	743,580	53,580

Unlinked Passenger Trip per Vehicle Revenue Mile



Metrics

Service Efficiency

Service Effectiveness

Mode	OE per VRM	OE per VRH	UPT per VRM	UPT per VRH	OE per UPT
Bus	\$7.77	\$106.16	0.9	12.5	\$8.46
Demand Response	\$8.00	\$112.52	0.2	2.6	\$42.51
Total	\$7.90	\$109.58	0.5	7.2	\$15.18

2024 Annual Agency Profile - City of Abilene (NTD ID 60040)

2024 Funding Breakdown

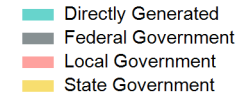
Summary of Operating Expenses (OE)

Mode	Operating Expenses	Fare Revenues
Bus	\$2,627,843	\$159,925
Demand Response	\$3,243,605	\$248,144
Total	\$5,871,448	\$408,069

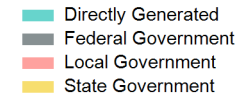
Sources of Operating Funds Expended

Directly Generated	\$413,467
Federal Government	\$2,759,090
Local Government	\$1,959,640
State Government	\$739,251
Total Operating Funds Expended	\$5,871,448

Operating Funding Sources



Capital Funding Sources



Sources of Capital Funds Expended

Directly Generated	\$0
Federal Government	\$56,563
Local Government	\$0
State Government	\$0
Total Capital Funds Expended	\$56,563

2024 Asset Management

Transit Asset Management (TAM) Tier Tier II

TAM Sponsor NTD ID

Metrics

Mode	Average Fleet Age in Years
Bus	12.5
Demand Response	8.7