

# 2024 Annual Agency Profile - Citizen Potawatomi Nation (NTD ID 60004)

**Mailing Address:** 1601 GORDON COOPER DR  
SHAWNEE, OK

**Website:** <http://www.potawatomi.org/>

## Geographic Coverage

**Primary Urbanized/Rural Area** Oklahoma Non-UZA  
**Other Areas Served:**

## Assets

**Revenue Vehicles** 8  
**Service Vehicles**  
**Facilities**

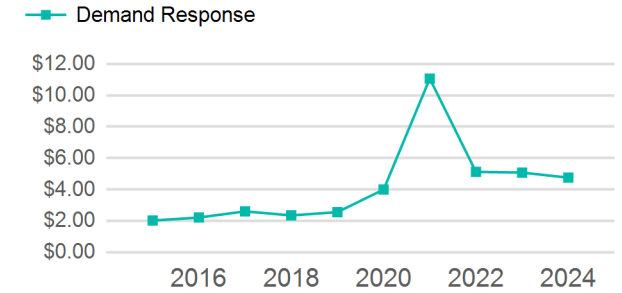
## Service Consumed

**Annual Unlinked Trips (UPT)** 11,577

## Service Supplied

**Annual Vehicle Revenue Miles (VRM)** 96,105  
**Annual Vehicle Revenue Hours (VRH)** 7,444  
**Vehicles Operated in Maximum Service (VOMS)** 7

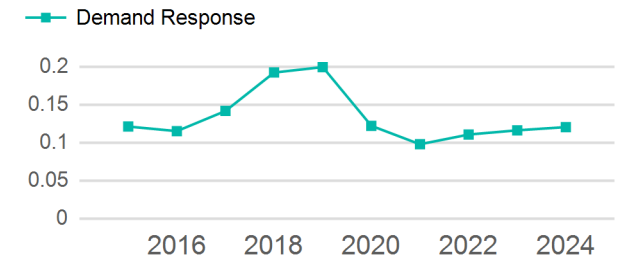
## Operating Expenses per Vehicle Revenue Mile



## Modal Characteristics

Mode	Annual Unlinked Passenger Trips	Directly Operated VOMS	Purchased Transportation VOMS	Annual Vehicle Revenue Miles	Annual Vehicle Revenue Hours
Demand Response	11,577	7	0	96,105	7,444
<b>Total</b>	<b>11,577</b>	<b>7</b>	<b>0</b>	<b>96,105</b>	<b>7,444</b>

## Unlinked Passenger Trip per Vehicle Revenue Mile



## Metrics

### Service Efficiency

### Service Effectiveness

Mode	OE per VRM	OE per VRH	UPT per VRM	UPT per VRH	OE per UPT
Demand Response	\$4.76	\$61.47	0.1	1.6	\$39.53
<b>Total</b>	<b>\$4.76</b>	<b>\$61.47</b>	<b>0.1</b>	<b>1.6</b>	<b>\$39.53</b>

# 2024 Annual Agency Profile - Citizen Potawatomi Nation (NTD ID 60004)

## 2024 Funding Breakdown

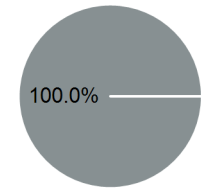
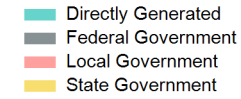
### Summary of Operating Expenses (OE)

Mode	Operating Expenses	Fare Revenues
Demand Response	\$457,618	\$0
<b>Total</b>	<b>\$457,618</b>	<b>\$0</b>

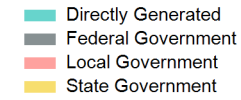
### Sources of Operating Funds Expended

Directly Generated	\$0
Federal Government	\$457,618
Local Government	\$0
State Government	\$0
<b>Total Operating Funds Expended</b>	<b>\$457,618</b>

### Operating Funding Sources



### Capital Funding Sources



### Sources of Capital Funds Expended

Directly Generated	\$0
Federal Government	\$0
Local Government	\$0
State Government	\$0
<b>Total Capital Funds Expended</b>	<b>\$0</b>

## 2024 Asset Management

Transit Asset Management (TAM) Tier Tier II

TAM Sponsor NTD ID

### Metrics

Mode	Average Fleet Age in Years
Demand Response	2.9