

# 2024 Annual Agency Profile - Choctaw Nation of Oklahoma (NTD ID 60003)

**Mailing Address:** 1802 CHUKKA HINA  
DURANT, OK

**Website:** <http://cntransit.cnhsa.com>

## Geographic Coverage

**Primary Urbanized/Rural Area** Oklahoma Non-UZA

**Other Areas Served:**

## Assets

**Revenue Vehicles** 46  
**Service Vehicles** 6  
**Facilities**

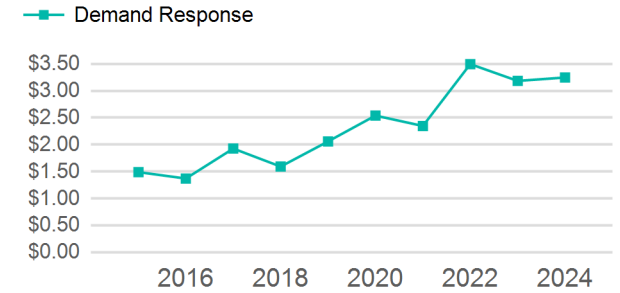
## Service Consumed

**Annual Unlinked Trips (UPT)** 32,363

## Service Supplied

**Annual Vehicle Revenue Miles (VRM)** 1,189,980  
**Annual Vehicle Revenue Hours (VRH)** 31,806  
**Vehicles Operated in Maximum Service (VOMS)** 36

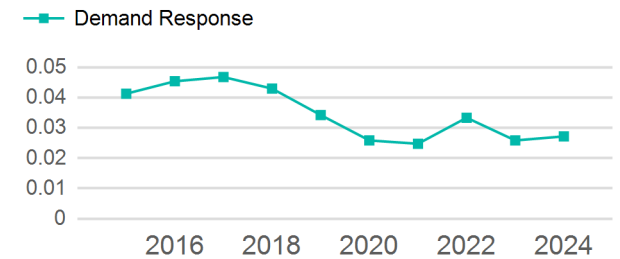
## Operating Expenses per Vehicle Revenue Mile



## Modal Characteristics

Mode	Annual Unlinked Passenger Trips	Directly Operated VOMS	Purchased Transportation VOMS	Annual Vehicle Revenue Miles	Annual Vehicle Revenue Hours
Demand Response	32,363	36	0	1,189,980	31,806
<b>Total</b>	<b>32,363</b>	<b>36</b>	<b>0</b>	<b>1,189,980</b>	<b>31,806</b>

## Unlinked Passenger Trip per Vehicle Revenue Mile



## Metrics

### Service Efficiency

### Service Effectiveness

Mode	OE per VRM	OE per VRH	UPT per VRM	UPT per VRH	OE per UPT
Demand Response	\$3.25	\$121.50	0.0	1.0	\$119.41
<b>Total</b>	<b>\$3.25</b>	<b>\$121.50</b>	<b>0.0</b>	<b>1.0</b>	<b>\$119.41</b>

# 2024 Annual Agency Profile - Choctaw Nation of Oklahoma (NTD ID 60003)

## 2024 Funding Breakdown

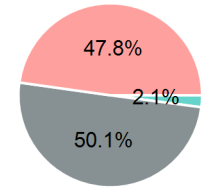
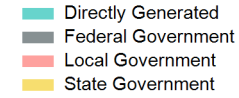
### Summary of Operating Expenses (OE)

Mode	Operating Expenses	Fare Revenues
Demand Response	\$3,864,414	\$80,141
<b>Total</b>	<b>\$3,864,414</b>	<b>\$80,141</b>

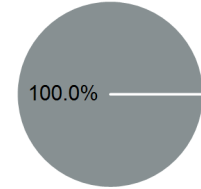
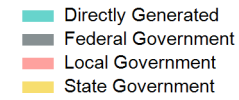
### Sources of Operating Funds Expended

Directly Generated	\$80,141
Federal Government	\$1,937,774
Local Government	\$1,846,499
State Government	\$0
<b>Total Operating Funds Expended</b>	<b>\$3,864,414</b>

### Operating Funding Sources



### Capital Funding Sources



### Sources of Capital Funds Expended

Directly Generated	\$0
Federal Government	\$1,895,296
Local Government	\$0
State Government	\$0
<b>Total Capital Funds Expended</b>	<b>\$1,895,296</b>

## 2024 Asset Management

Transit Asset Management (TAM) Tier Tier II

TAM Sponsor NTD ID

### Metrics

Mode	Average Fleet Age in Years
Demand Response	3.5