

2024 Annual Agency Profile - Shelby Senior Services (NTD ID 55664)

Mailing Address: 2120 INTELLIPLEX DR
SHELBYVILLE, IN

Website: <https://shelbyseniorservices.org/shelby-go/>

Service Consumed

Annual Unlinked Trips (UPT) 9,705

Service Supplied

Annual Vehicle Revenue Miles (VRM) 58,446

Annual Vehicle Revenue Hours (VRH) 7,747

Vehicles Operated in Maximum Service (VOMS) 4

Assets

Revenue Vehicles 7

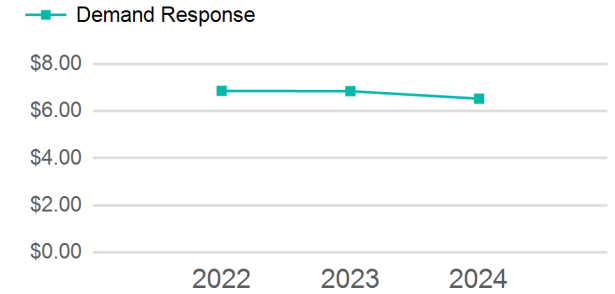
Service Vehicles

Facilities

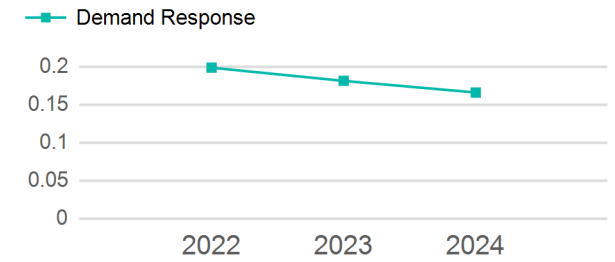
Modal Characteristics

Mode	Annual Unlinked Passenger Trips	Directly Operated VOMS	Purchased Transportation VOMS	Annual Vehicle Revenue Miles	Annual Vehicle Revenue Hours
Demand Response	9,705	4	0	58,446	7,747
Total	9,705	4	0	58,446	7,747

Operating Expenses per Vehicle Revenue Mile



Unlinked Passenger Trip per Vehicle Revenue Mile



Mode	Service Efficiency		Service Effectiveness		
	OE per VRM	OE per VRH	UPT per VRM	UPT per VRH	OE per UPT
Demand Response	\$6.52	\$49.22	0.2	1.3	\$39.29
Total	\$6.52	\$49.22	0.2	1.3	\$39.29

2024 Annual Agency Profile - Shelby Senior Services (NTD ID 55664)

2024 Funding Breakdown

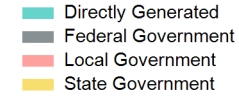
Summary of Operating Expenses (OE)

Mode	Operating Expenses	Fare Revenues
Demand Response	\$381,329	\$19,515
Total	\$381,329	\$19,515

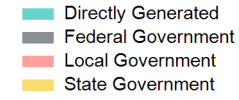
Sources of Operating Funds Expended

Directly Generated	\$19,515
Federal Government	\$169,385
Local Government	\$127,295
State Government	\$65,134
Total Operating Funds Expended	\$381,329

Operating Funding Sources



Capital Funding Sources



Sources of Capital Funds Expended

Directly Generated	\$0
Federal Government	\$0
Local Government	\$0
State Government	\$0
Total Capital Funds Expended	\$0

2024 Asset Management

Transit Asset Management (TAM) Tier Tier II

TAM Sponsor NTD ID

Metrics

Mode	Average Fleet Age in Years
Demand Response	6.6