

2024 Annual Agency Profile - Washington County Commissioners (NTD ID 55324)

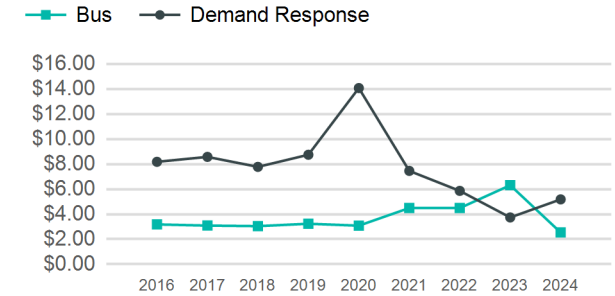
Mailing Address: 223 PUTNAM ST
MARIETTA, OH

Website: <http://wmcap.org/transportation.html>

Service Consumed

Annual Unlinked Trips (UPT) 13,679

Operating Expenses per Vehicle Revenue Mile



Assets

Revenue Vehicles 20
Service Vehicles
Facilities

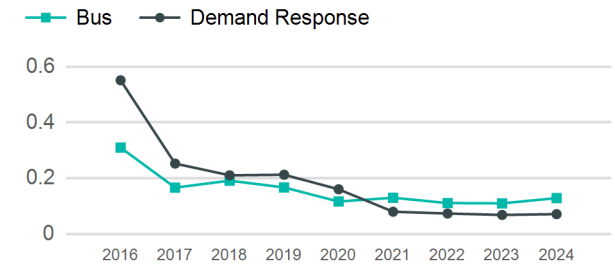
Service Supplied

Annual Vehicle Revenue Miles (VRM) 153,152
Annual Vehicle Revenue Hours (VRH) 13,494
Vehicles Operated in Maximum Service (VOMS) 6

Modal Characteristics

Mode	Annual Unlinked Passenger Trips	Directly Operated VOMS	Purchased Transportation VOMS	Annual Vehicle Revenue Miles	Annual Vehicle Revenue Hours
Bus	6,113	0	3	47,386	4,559
Demand Response	7,566	0	3	105,766	8,935
Total	13,679	0	6	153,152	13,494

Unlinked Passenger Trip per Vehicle Revenue Mile



Metrics

Service Efficiency

Service Effectiveness

Mode	OE per VRM	OE per VRH	UPT per VRM	UPT per VRH	OE per UPT
Bus	\$2.54	\$26.38	0.1	1.3	\$19.67
Demand Response	\$5.18	\$61.35	0.1	0.8	\$72.45
Total	\$4.36	\$49.53	0.1	1.0	\$48.86

2024 Annual Agency Profile - Washington County Commissioners (NTD ID 55324)

2024 Funding Breakdown

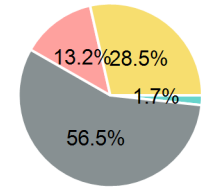
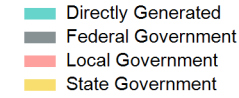
Summary of Operating Expenses (OE)

Mode	Operating Expenses	Fare Revenues
Bus	\$120,270	\$5,199
Demand Response	\$548,120	\$6,292
Total	\$668,390	\$11,491

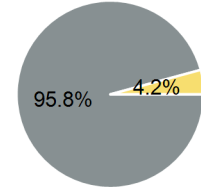
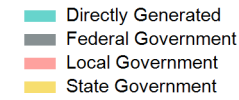
Sources of Operating Funds Expended

Directly Generated	\$11,491
Federal Government	\$377,957
Local Government	\$88,149
State Government	\$190,793
Total Operating Funds Expended	\$668,390

Operating Funding Sources



Capital Funding Sources



Sources of Capital Funds Expended

Directly Generated	\$0
Federal Government	\$178,658
Local Government	\$0
State Government	\$7,840
Total Capital Funds Expended	\$186,498

2024 Asset Management

Transit Asset Management (TAM) Tier Tier II

TAM Sponsor NTD ID

Metrics

Mode	Average Fleet Age in Years
Bus	9.6
Demand Response	6.7