

2024 Annual Agency Profile - White Earth Band of Chippewa (NTD ID 55270)

Mailing Address: 35500 EAGLEVIEW RD
OGEMA, MN

Website: <http://www.whiteearth.com/>

Geographic Coverage

Primary Urbanized/Rural Area: Minnesota Non-UZA
Other Areas Served:

Service Consumed

Annual Unlinked Trips (UPT): 25,616

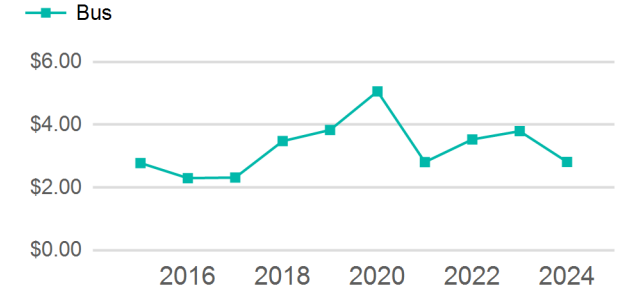
Assets

Revenue Vehicles: 14
Service Vehicles: 2
Facilities:

Service Supplied

Annual Vehicle Revenue Miles (VRM): 475,955
Annual Vehicle Revenue Hours (VRH): 16,262
Vehicles Operated in Maximum Service (VOMS): 10

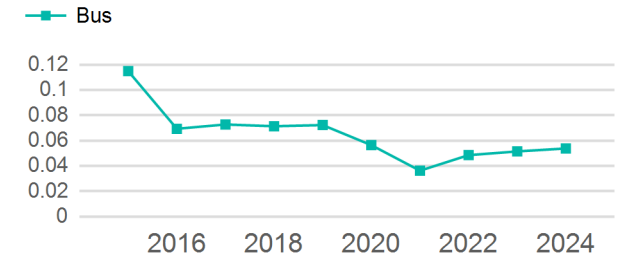
Operating Expenses per Vehicle Revenue Mile



Modal Characteristics

Mode	Annual Unlinked Passenger Trips	Directly Operated VOMS	Purchased Transportation VOMS	Annual Vehicle Revenue Miles	Annual Vehicle Revenue Hours
Bus	25,616	10	0	475,955	16,262
Total	25,616	10	0	475,955	16,262

Unlinked Passenger Trip per Vehicle Revenue Mile



Metrics

Service Efficiency

Service Effectiveness

Mode	OE per VRM	OE per VRH	UPT per VRM	UPT per VRH	OE per UPT
Bus	\$2.82	\$82.47	0.1	1.6	\$52.36
Total	\$2.82	\$82.47	0.1	1.6	\$52.36

2024 Annual Agency Profile - White Earth Band of Chippewa (NTD ID 55270)

2024 Funding Breakdown

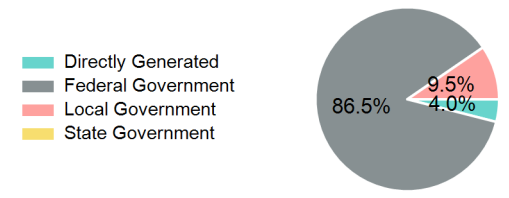
Summary of Operating Expenses (OE)

Mode	Operating Expenses	Fare Revenues
Bus	\$1,341,206	\$53,137
Total	\$1,341,206	\$53,137

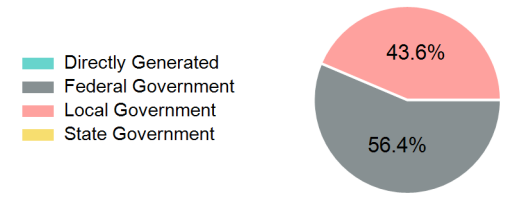
Sources of Operating Funds Expended

Directly Generated	\$53,137
Federal Government	\$1,160,025
Local Government	\$128,044
State Government	\$0
Total Operating Funds Expended	\$1,341,206

Operating Funding Sources



Capital Funding Sources



Sources of Capital Funds Expended

Directly Generated	\$0
Federal Government	\$417,847
Local Government	\$323,564
State Government	\$0
Total Capital Funds Expended	\$741,411

2024 Asset Management

Transit Asset Management (TAM) Tier Tier II

TAM Sponsor NTD ID

Metrics

Mode	Average Fleet Age in Years
Bus	2.4