

# 2024 Annual Agency Profile - Bois Forte Band of Chippewa (NTD ID 55252)

Mailing Address: 5344 LAKESHORE DR  
ORR, MN

Website: <http://www.boisforte.com/>

## Geographic Coverage

Primary Urbanized/Rural Area Minnesota Non-UZA

Other Areas Served:

## Assets

Revenue Vehicles 37

Service Vehicles

Facilities 1

## Service Consumed

Annual Unlinked Trips (UPT) 14,213

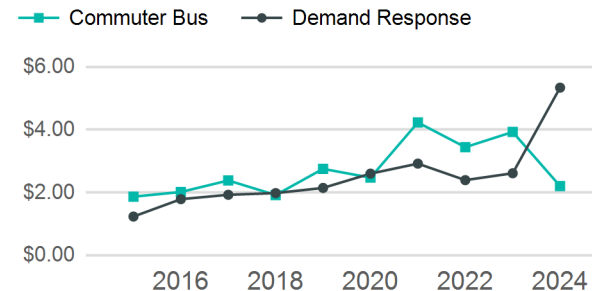
## Service Supplied

Annual Vehicle Revenue Miles (VRM) 281,701

Annual Vehicle Revenue Hours (VRH) 9,802

Vehicles Operated in Maximum Service (VOMS) 11

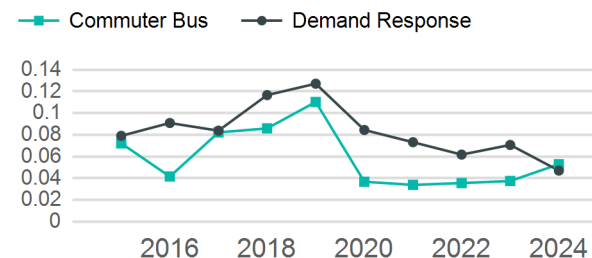
## Operating Expenses per Vehicle Revenue Mile



## Modal Characteristics

Mode	Annual Unlinked Passenger Trips	Directly Operated VOMS	Purchased Transportation VOMS	Annual Vehicle Revenue Miles	Annual Vehicle Revenue Hours
Commuter Bus	8,757	3	0	165,591	4,724
Demand Response	5,456	8	0	116,110	5,078
<b>Total</b>	<b>14,213</b>	<b>11</b>	<b>0</b>	<b>281,701</b>	<b>9,802</b>

## Unlinked Passenger Trip per Vehicle Revenue Mile



## Metrics

Mode	Service Efficiency		Service Effectiveness		
	OE per VRM	OE per VRH	UPT per VRM	UPT per VRH	OE per UPT
Commuter Bus	\$2.21	\$77.37	0.1	1.9	\$41.74
Demand Response	\$5.34	\$122.10	0.0	1.1	\$113.64
<b>Total</b>	<b>\$3.50</b>	<b>\$100.54</b>	<b>0.1</b>	<b>1.5</b>	<b>\$69.34</b>

# 2024 Annual Agency Profile - Bois Forte Band of Chippewa (NTD ID 55252)

## 2024 Funding Breakdown

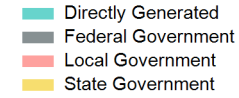
### Summary of Operating Expenses (OE)

Mode	Operating Expenses	Fare Revenues
Commuter Bus	\$365,490	\$990
Demand Response	\$620,030	\$39,120
<b>Total</b>	<b>\$985,520</b>	<b>\$40,110</b>

### Sources of Operating Funds Expended

Directly Generated	\$190,110
Federal Government	\$795,410
Local Government	\$0
State Government	\$0
<b>Total Operating Funds Expended</b>	<b>\$985,520</b>

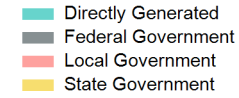
### Operating Funding Sources



### Capital Funding Sources

### Sources of Capital Funds Expended

Directly Generated	\$0
Federal Government	\$0
Local Government	\$0
State Government	\$0
<b>Total Capital Funds Expended</b>	<b>\$0</b>



## 2024 Asset Management

Transit Asset Management (TAM) Tier Tier II

TAM Sponsor NTD ID

### Metrics

Mode	Average Fleet Age in Years
Commuter Bus	5.3
Demand Response	6.1