

2024 Annual Agency Profile - YWCA Madison Inc. (NTD ID 50524)

Mailing Address: 101 E MIFFLIN ST STE 100
MADISON, WI

Website: <https://www.ywcamadison.org/>

Geographic Coverage

Primary Urbanized/Rural Area Madison, WI
Service Area Population 259,680
Service Area Sq. Miles 101
Other Areas Served:

Service Consumed

Annual Unlinked Trips (UPT) 16,425

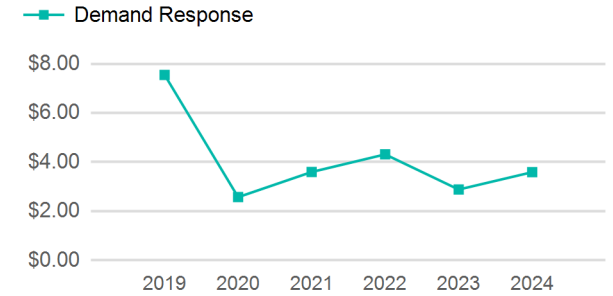
Assets

Revenue Vehicles 9
Service Vehicles
Facilities

Service Supplied

Annual Vehicle Revenue Miles (VRM) 226,116
Annual Vehicle Revenue Hours (VRH) 11,124
Vehicles Operated in Maximum Service (VOMS) 9

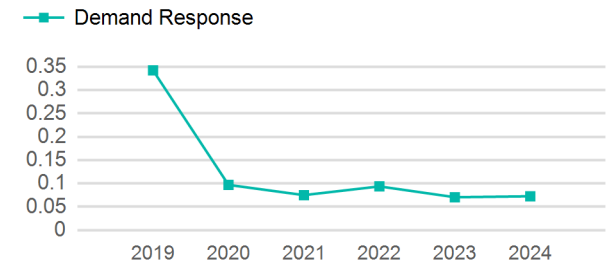
Operating Expenses per Vehicle Revenue Mile



Modal Characteristics

Mode	Annual Unlinked Passenger Trips	Directly Operated VOMS	Purchased Transportation VOMS	Annual Vehicle Revenue Miles	Annual Vehicle Revenue Hours
Demand Response	16,425	9	0	226,116	11,124
Total	16,425	9	0	226,116	11,124

Unlinked Passenger Trip per Vehicle Revenue Mile



Metrics

Service Efficiency

Service Effectiveness

Mode	OE per VRM	OE per VRH	UPT per VRM	UPT per VRH	OE per UPT
Demand Response	\$3.59	\$72.96	0.1	1.5	\$49.41
Total	\$3.59	\$72.96	0.1	1.5	\$49.41

2024 Annual Agency Profile - YWCA Madison Inc. (NTD ID 50524)

2024 Funding Breakdown

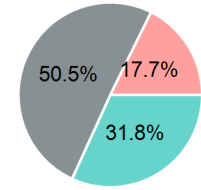
Summary of Operating Expenses (OE)

Mode	Operating Expenses	Fare Revenues
Demand Response	\$811,637	\$152,669
Total	\$811,637	\$152,669

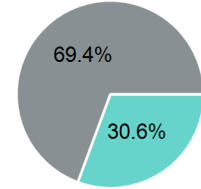
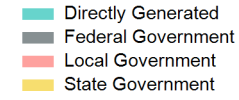
Sources of Operating Funds Expended

Directly Generated	\$258,449
Federal Government	\$409,804
Local Government	\$143,384
State Government	\$0
Total Operating Funds Expended	\$811,637

Operating Funding Sources



Capital Funding Sources



Sources of Capital Funds Expended

Directly Generated	\$27,433
Federal Government	\$62,094
Local Government	\$0
State Government	\$0
Total Capital Funds Expended	\$89,527

2024 Asset Management

Transit Asset Management (TAM) Tier Tier II

TAM Sponsor NTD ID

Metrics

Mode	Average Fleet Age in Years
Demand Response	4.0