

2024 Annual Agency Profile - Three Rivers Community Action, Inc. (NTD ID 50510)

Mailing Address: 1414 NORTHSTAR DRIVE
ZUMBROTA, MN

Website: <https://www.threeriverscap.org/hiawathaland-transit/>

Service Consumed

Annual Unlinked Trips (UPT) 187,852

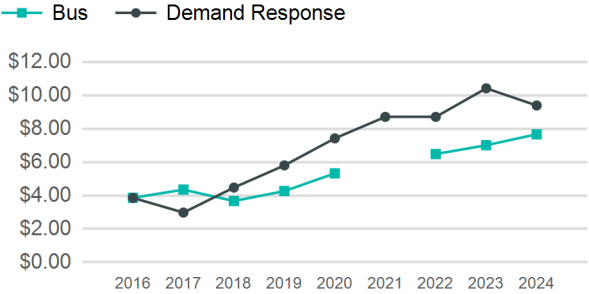
Assets

Revenue Vehicles 56
Service Vehicles
Facilities 4

Service Supplied

Annual Vehicle Revenue Miles (VRM) 568,786
Annual Vehicle Revenue Hours (VRH) 57,002
Vehicles Operated in Maximum Service (VOMS) 21

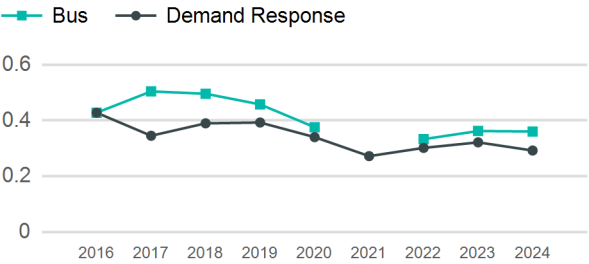
Operating Expenses per Vehicle Revenue Mile



Modal Characteristics

Mode	Annual Unlinked Passenger Trips	Directly Operated VOMS	Purchased Transportation VOMS	Annual Vehicle Revenue Miles	Annual Vehicle Revenue Hours
Bus	114,052	10	0	316,361	27,676
Demand Response	73,800	11	0	252,425	29,326
Total	187,852	21	0	568,786	57,002

Unlinked Passenger Trip per Vehicle Revenue Mile



Metrics

Mode	Service Efficiency		Service Effectiveness		
	OE per VRM	OE per VRH	UPT per VRM	UPT per VRH	OE per UPT
Bus	\$7.66	\$87.61	0.4	4.1	\$21.26
Demand Response	\$9.39	\$80.82	0.3	2.5	\$32.12
Total	\$8.43	\$84.12	0.3	3.3	\$25.52

2024 Annual Agency Profile - Three Rivers Community Action, Inc. (NTD ID 50510)

2024 Funding Breakdown

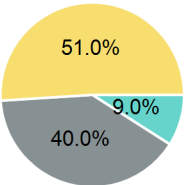
Summary of Operating Expenses (OE)

Mode	Operating Expenses	Fare Revenues
Bus	\$2,424,679	\$171,674
Demand Response	\$2,370,162	\$259,430
Total	\$4,794,841	\$431,104

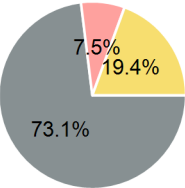
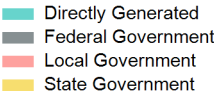
Sources of Operating Funds Expended

Directly Generated	\$431,104
Federal Government	\$1,918,680
Local Government	\$0
State Government	\$2,445,057
Total Operating Funds Expended	\$4,794,841

Operating Funding Sources



Capital Funding Sources



Sources of Capital Funds Expended

Directly Generated	\$0
Federal Government	\$391,208
Local Government	\$40,390
State Government	\$103,902
Total Capital Funds Expended	\$535,500

2024 Asset Management

Transit Asset Management (TAM) Tier Tier II

TAM Sponsor NTD ID

Metrics

Mode	Average Fleet Age in Years
Bus	6.1
Demand Response	6.1