

# 2024 Annual Agency Profile - West Central Indiana Economic Development District (NTD ID 50493)

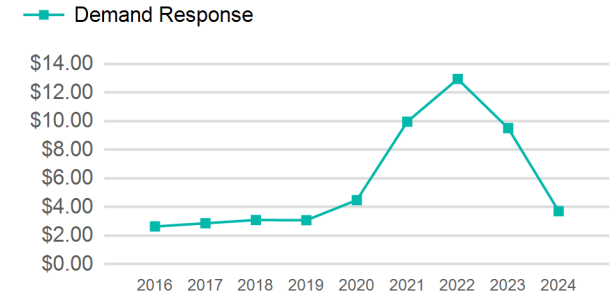
Mailing Address: 2800 POPLAR ST  
TERRE HAUTE, IN

Website: <https://www.westcentralin.com/transportation/>

## Service Consumed

Annual Unlinked Trips (UPT) 10,228

## Operating Expenses per Vehicle Revenue Mile



## Assets

Revenue Vehicles 17  
Service Vehicles  
Facilities

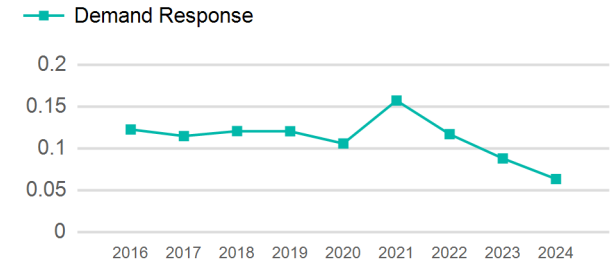
## Service Supplied

Annual Vehicle Revenue Miles (VRM) 161,210  
Annual Vehicle Revenue Hours (VRH) 7,081  
Vehicles Operated in Maximum Service (VOMS) 7

## Modal Characteristics

Mode	Annual Unlinked Passenger Trips	Directly Operated VOMS	Purchased Transportation VOMS	Annual Vehicle Revenue Miles	Annual Vehicle Revenue Hours
Demand Response	10,228	7	0	161,210	7,081
<b>Total</b>	<b>10,228</b>	<b>7</b>	<b>0</b>	<b>161,210</b>	<b>7,081</b>

## Unlinked Passenger Trip per Vehicle Revenue Mile



Mode	Service Efficiency		Service Effectiveness		
	OE per VRM	OE per VRH	UPT per VRM	UPT per VRH	OE per UPT
Demand Response	\$3.71	\$84.52	0.1	1.4	\$58.51
<b>Total</b>	<b>\$3.71</b>	<b>\$84.52</b>	<b>0.1</b>	<b>1.4</b>	<b>\$58.51</b>

# 2024 Annual Agency Profile - West Central Indiana Economic Development District (NTD ID 50493)

## 2024 Funding Breakdown

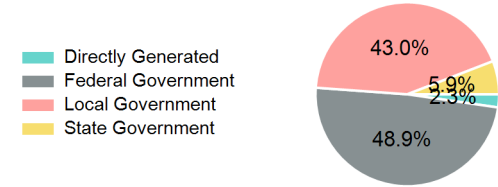
### Summary of Operating Expenses (OE)

Mode	Operating Expenses	Fare Revenues
Demand Response	\$598,483	\$13,722
<b>Total</b>	<b>\$598,483</b>	<b>\$13,722</b>

### Sources of Operating Funds Expended

Directly Generated	\$13,722
Federal Government	\$292,380
Local Government	\$257,318
State Government	\$35,063
<b>Total Operating Funds Expended</b>	<b>\$598,483</b>

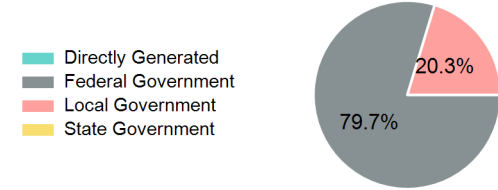
### Operating Funding Sources



### Sources of Capital Funds Expended

Directly Generated	\$0
Federal Government	\$457,354
Local Government	\$116,374
State Government	\$0
<b>Total Capital Funds Expended</b>	<b>\$573,728</b>

### Capital Funding Sources



## 2024 Asset Management

Transit Asset Management (TAM) Tier Tier II

TAM Sponsor NTD ID

### Metrics

Mode	Average Fleet Age in Years
Demand Response	4.9