

2024 Annual Agency Profile - City of Reedsburg (NTD ID 50490)

Mailing Address: 134 S LOCUST ST
REEDSBURG, WI

Website: <http://www.reedsburgwi.gov>

Service Consumed

Annual Unlinked Trips (UPT) 37,711

Service Supplied

Annual Vehicle Revenue Miles (VRM) 130,472

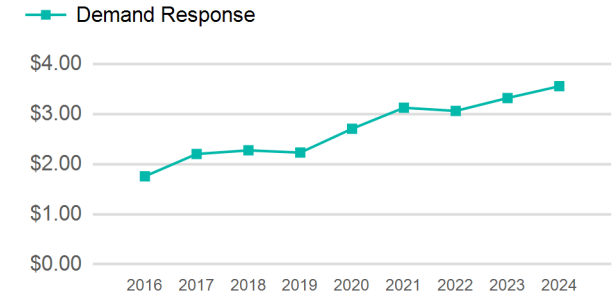
Annual Vehicle Revenue Hours (VRH) 13,834

Vehicles Operated in Maximum Service (VOMS) 5

Assets

Revenue Vehicles 4
Service Vehicles
Facilities

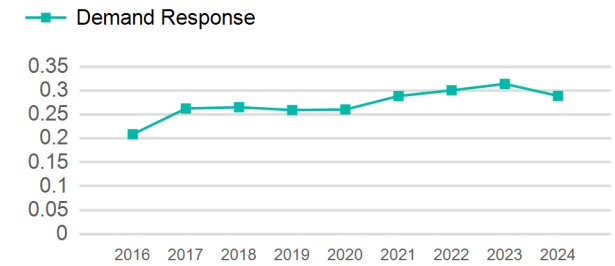
Operating Expenses per Vehicle Revenue Mile



Modal Characteristics

Mode	Annual Unlinked Passenger Trips	Directly Operated VOMS	Purchased Transportation VOMS	Annual Vehicle Revenue Miles	Annual Vehicle Revenue Hours
Demand Response	37,711	0	5	130,472	13,834
Total	37,711	0	5	130,472	13,834

Unlinked Passenger Trip per Vehicle Revenue Mile



Mode	Service Efficiency		Service Effectiveness		
	OE per VRM	OE per VRH	UPT per VRM	UPT per VRH	OE per UPT
Demand Response	\$3.55	\$33.51	0.3	2.7	\$12.29
Total	\$3.55	\$33.51	0.3	2.7	\$12.29

2024 Annual Agency Profile - City of Reedsburg (NTD ID 50490)

2024 Funding Breakdown

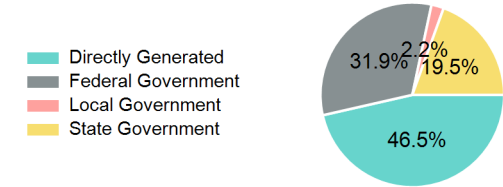
Summary of Operating Expenses (OE)

Mode	Operating Expenses	Fare Revenues
Demand Response	\$463,622	\$215,384
Total	\$463,622	\$215,384

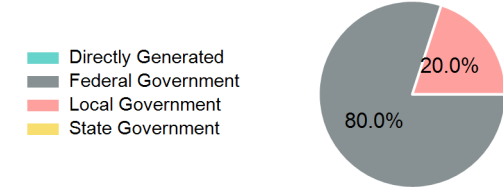
Sources of Operating Funds Expended

Directly Generated	\$215,384
Federal Government	\$147,950
Local Government	\$10,111
State Government	\$90,177
Total Operating Funds Expended	\$463,622

Operating Funding Sources



Capital Funding Sources



Sources of Capital Funds Expended

Directly Generated	\$0
Federal Government	\$157,150
Local Government	\$39,288
State Government	\$0
Total Capital Funds Expended	\$196,438

2024 Asset Management

Transit Asset Management (TAM) Tier Tier II

TAM Sponsor NTD ID

Metrics

Mode	Average Fleet Age in Years
Demand Response	3.0