

# 2024 Annual Agency Profile - Fulton County Council on Aging (NTD ID 50484)

**Mailing Address:** 125 E 9TH ST  
ROCHESTER, IN

**Website:** <https://www.fultoncountycoa.com/transpo>

## Service Consumed

Annual Unlinked Trips (UPT) 20,068

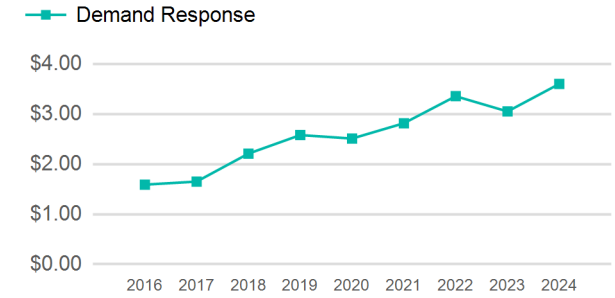
## Service Supplied

Annual Vehicle Revenue Miles (VRM) 145,149

Annual Vehicle Revenue Hours (VRH) 10,998

Vehicles Operated in Maximum Service (VOMS) 8

## Operating Expenses per Vehicle Revenue Mile



## Assets

Revenue Vehicles 13

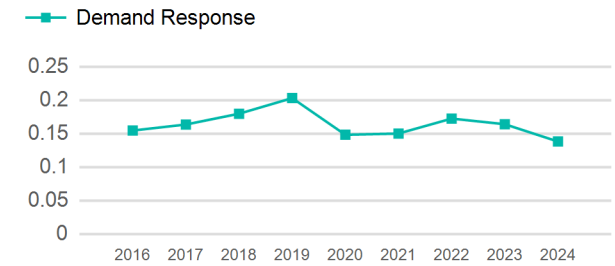
Service Vehicles

Facilities 1

## Modal Characteristics

Mode	Annual Unlinked Passenger Trips	Directly Operated VOMS	Purchased Transportation VOMS	Annual Vehicle Revenue Miles	Annual Vehicle Revenue Hours
Demand Response	20,068	8	0	145,149	10,998
<b>Total</b>	<b>20,068</b>	<b>8</b>	<b>0</b>	<b>145,149</b>	<b>10,998</b>

## Unlinked Passenger Trip per Vehicle Revenue Mile



Mode	Service Efficiency		Service Effectiveness		
	OE per VRM	OE per VRH	UPT per VRM	UPT per VRH	OE per UPT
Demand Response	\$3.60	\$47.52	0.1	1.8	\$26.04
<b>Total</b>	<b>\$3.60</b>	<b>\$47.52</b>	<b>0.1</b>	<b>1.8</b>	<b>\$26.04</b>

# 2024 Annual Agency Profile - Fulton County Council on Aging (NTD ID 50484)

## 2024 Funding Breakdown

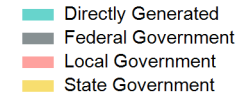
### Summary of Operating Expenses (OE)

Mode	Operating Expenses	Fare Revenues
Demand Response	\$522,573	\$86,458
<b>Total</b>	<b>\$522,573</b>	<b>\$86,458</b>

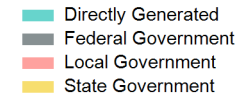
### Sources of Operating Funds Expended

Directly Generated	\$94,804
Federal Government	\$213,883
Local Government	\$90,688
State Government	\$123,198
<b>Total Operating Funds Expended</b>	<b>\$522,573</b>

### Operating Funding Sources



### Capital Funding Sources



### Sources of Capital Funds Expended

Directly Generated	\$0
Federal Government	\$0
Local Government	\$0
State Government	\$0
<b>Total Capital Funds Expended</b>	<b>\$0</b>

## 2024 Asset Management

Transit Asset Management (TAM) Tier Tier II

TAM Sponsor NTD ID

### Metrics

Mode	Average Fleet Age in Years
Demand Response	5.2