

2024 Annual Agency Profile - Franklin County Senior Services (NTD ID 50483)

Mailing Address: 1010 FRANKLIN AVE
BROOKVILLE, IN

Website: <https://franklincountytransit.com/>

Service Consumed

Annual Unlinked Trips (UPT) 20,068

Service Supplied

Annual Vehicle Revenue Miles (VRM) 182,714

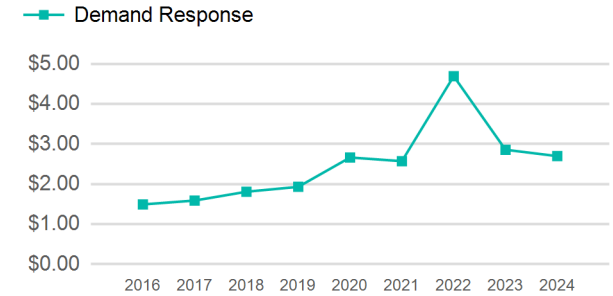
Annual Vehicle Revenue Hours (VRH) 5,855

Vehicles Operated in Maximum Service (VOMS) 7

Assets

Revenue Vehicles 8
Service Vehicles
Facilities 1

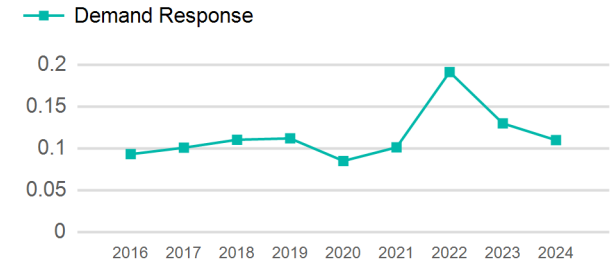
Operating Expenses per Vehicle Revenue Mile



Modal Characteristics

Mode	Annual Unlinked Passenger Trips	Directly Operated VOMS	Purchased Transportation VOMS	Annual Vehicle Revenue Miles	Annual Vehicle Revenue Hours
Demand Response	20,068	7	0	182,714	5,855
Total	20,068	7	0	182,714	5,855

Unlinked Passenger Trip per Vehicle Revenue Mile



Metrics

Mode	Service Efficiency		Service Effectiveness		
	OE per VRM	OE per VRH	UPT per VRM	UPT per VRH	OE per UPT
Demand Response	\$2.70	\$84.20	0.1	3.4	\$24.57
Total	\$2.70	\$84.20	0.1	3.4	\$24.57

2024 Annual Agency Profile - Franklin County Senior Services (NTD ID 50483)

2024 Funding Breakdown

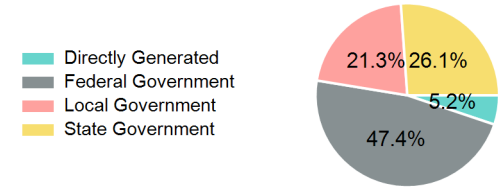
Summary of Operating Expenses (OE)

Mode	Operating Expenses	Fare Revenues
Demand Response	\$493,013	\$17,583
Total	\$493,013	\$17,583

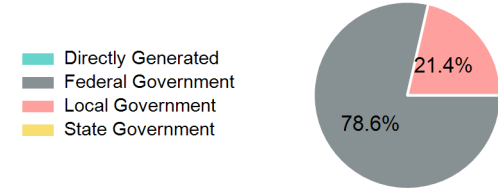
Sources of Operating Funds Expended

Directly Generated	\$25,420
Federal Government	\$233,796
Local Government	\$104,982
State Government	\$128,815
Total Operating Funds Expended	\$493,013

Operating Funding Sources



Capital Funding Sources



Sources of Capital Funds Expended

Directly Generated	\$0
Federal Government	\$91,758
Local Government	\$24,987
State Government	\$0
Total Capital Funds Expended	\$116,745

2024 Asset Management

Transit Asset Management (TAM) Tier Tier II

TAM Sponsor NTD ID

Metrics

Mode	Average Fleet Age in Years
Demand Response	5.9