

2024 Annual Agency Profile - Whitley County Council on Aging (NTD ID 50468)

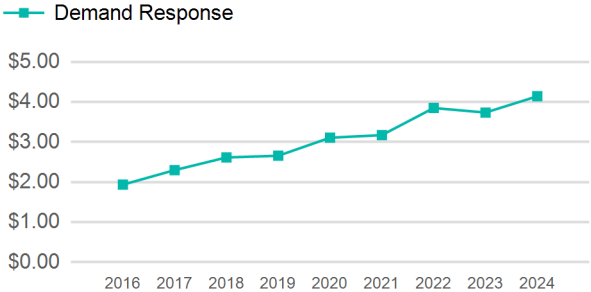
Mailing Address: 220 W VAN BUREN ST STE 207
COLUMBIA CITY, IN

Website: <https://whitleycountycouncilonaging.org/whitley-county-transit>

Service Consumed

Annual Unlinked Trips (UPT) 27,258

Operating Expenses per Vehicle Revenue Mile



Assets

Service Supplied

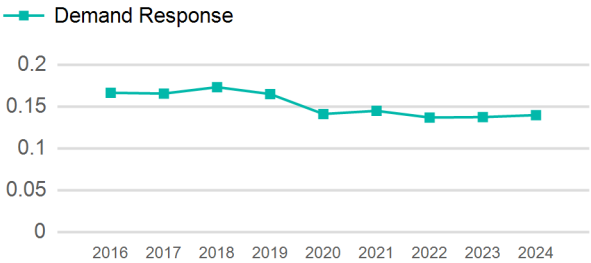
Revenue Vehicles 13
Service Vehicles
Facilities 1

Annual Vehicle Revenue Miles (VRM) 195,011
Annual Vehicle Revenue Hours (VRH) 12,145
Vehicles Operated in Maximum Service (VOMS) 8

Modal Characteristics

Mode	Annual Unlinked Passenger Trips	Directly Operated VOMS	Purchased Transportation VOMS	Annual Vehicle Revenue Miles	Annual Vehicle Revenue Hours
Demand Response	27,258	8	0	195,011	12,145
Total	27,258	8	0	195,011	12,145

Unlinked Passenger Trip per Vehicle Revenue Mile



Metrics	Service Efficiency		Service Effectiveness		
Mode	OE per VRM	OE per VRH	UPT per VRM	UPT per VRH	OE per UPT
Demand Response	\$4.14	\$66.51	0.1	2.2	\$29.63
Total	\$4.14	\$66.51	0.1	2.2	\$29.63

2024 Annual Agency Profile - Whitley County Council on Aging (NTD ID 50468)

2024 Funding Breakdown

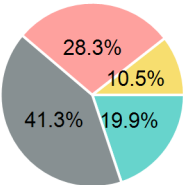
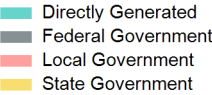
Summary of Operating Expenses (OE)

Sources of Operating Funds Expended

Operating Funding Sources

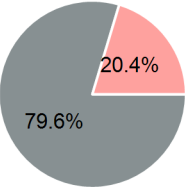
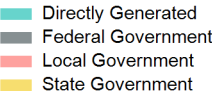
Mode	Operating Expenses	Fare Revenues
Demand Response	\$807,746	\$137,798
Total	\$807,746	\$137,798

Directly Generated	\$160,360
Federal Government	\$333,691
Local Government	\$228,866
State Government	\$84,829
Total Operating Funds Expended	\$807,746



Capital Funding Sources

Sources of Capital Funds Expended



Directly Generated	\$0
Federal Government	\$147,048
Local Government	\$37,581
State Government	\$0
Total Capital Funds Expended	\$184,629

2024 Asset Management

Transit Asset Management (TAM) Tier Tier II

TAM Sponsor NTD ID

Metrics

Mode	Average Fleet Age in Years
Demand Response	5.2