

# 2024 Annual Agency Profile - White County Council on Aging (NTD ID 50444)

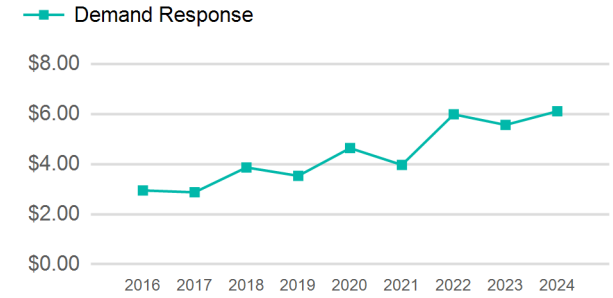
**Mailing Address:** 921 EXECUTIVE DR  
MONTICELLO, IN

**Website:** <http://www.whitecountyseniorservices-publictransit.com/transit.html>

## Service Consumed

**Annual Unlinked Trips (UPT)** 10,183

## Operating Expenses per Vehicle Revenue Mile



## Assets

**Revenue Vehicles** 7  
**Service Vehicles**  
**Facilities**

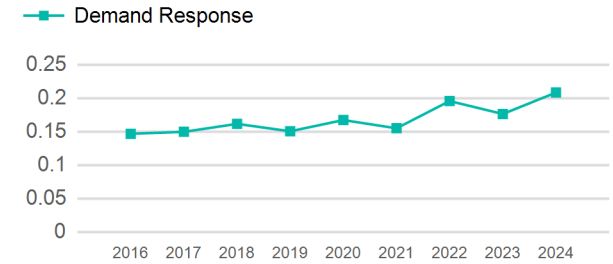
## Service Supplied

**Annual Vehicle Revenue Miles (VRM)** 48,855  
**Annual Vehicle Revenue Hours (VRH)** 5,320  
**Vehicles Operated in Maximum Service (VOMS)** 5

## Modal Characteristics

Mode	Annual Unlinked Passenger Trips	Directly Operated VOMS	Purchased Transportation VOMS	Annual Vehicle Revenue Miles	Annual Vehicle Revenue Hours
Demand Response	10,183	5	0	48,855	5,320
<b>Total</b>	<b>10,183</b>	<b>5</b>	<b>0</b>	<b>48,855</b>	<b>5,320</b>

## Unlinked Passenger Trip per Vehicle Revenue Mile



## Metrics

### Service Efficiency

### Service Effectiveness

Mode	OE per VRM	OE per VRH	UPT per VRM	UPT per VRH	OE per UPT
Demand Response	\$6.11	\$56.09	0.2	1.9	\$29.30
<b>Total</b>	<b>\$6.11</b>	<b>\$56.09</b>	<b>0.2</b>	<b>1.9</b>	<b>\$29.30</b>

# 2024 Annual Agency Profile - White County Council on Aging (NTD ID 50444)

## 2024 Funding Breakdown

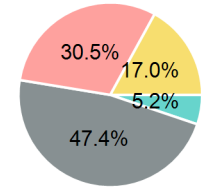
### Summary of Operating Expenses (OE)

Mode	Operating Expenses	Fare Revenues
Demand Response	\$298,393	\$15,396
<b>Total</b>	<b>\$298,393</b>	<b>\$15,396</b>

### Sources of Operating Funds Expended

Directly Generated	\$15,396
Federal Government	\$141,498
Local Government	\$90,869
State Government	\$50,630
<b>Total Operating Funds Expended</b>	<b>\$298,393</b>

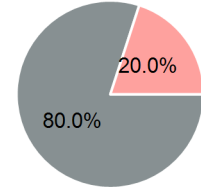
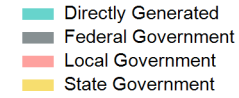
### Operating Funding Sources



### Sources of Capital Funds Expended

Directly Generated	\$0
Federal Government	\$55,174
Local Government	\$13,793
State Government	\$0
<b>Total Capital Funds Expended</b>	<b>\$68,967</b>

### Capital Funding Sources



## 2024 Asset Management

Transit Asset Management (TAM) Tier Tier II

TAM Sponsor NTD ID

### Metrics

Mode	Average Fleet Age in Years
Demand Response	6.9