

# 2024 Annual Agency Profile - Living Wells in Wabash County Council on Aging (NTD ID 50441)

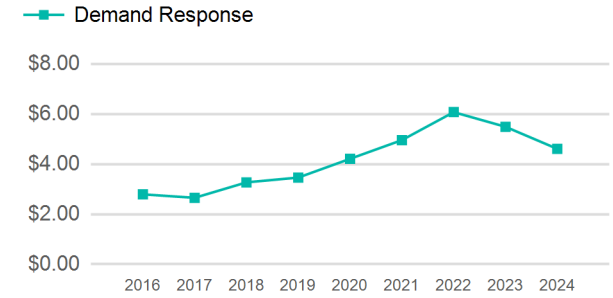
**Mailing Address:** 1 W HILL ST STE 103  
WABASH, IN

**Website:** <https://livingwellinwabashcounty.org/programs-and-services/public-transportation/>

## Service Consumed

**Annual Unlinked Trips (UPT)** 16,859

## Operating Expenses per Vehicle Revenue Mile



## Assets

**Revenue Vehicles** 8  
**Service Vehicles**  
**Facilities**

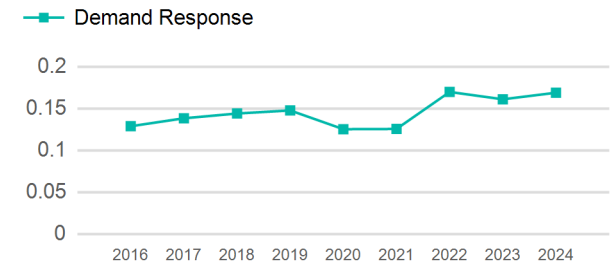
## Service Supplied

**Annual Vehicle Revenue Miles (VRM)** 99,800  
**Annual Vehicle Revenue Hours (VRH)** 7,084  
**Vehicles Operated in Maximum Service (VOMS)** 4

## Modal Characteristics

Mode	Annual Unlinked Passenger Trips	Directly Operated VOMS	Purchased Transportation VOMS	Annual Vehicle Revenue Miles	Annual Vehicle Revenue Hours
Demand Response	16,859	4	0	99,800	7,084
<b>Total</b>	<b>16,859</b>	<b>4</b>	<b>0</b>	<b>99,800</b>	<b>7,084</b>

## Unlinked Passenger Trip per Vehicle Revenue Mile



Mode	Service Efficiency		Service Effectiveness		
	OE per VRM	OE per VRH	UPT per VRM	UPT per VRH	OE per UPT
Demand Response	\$4.61	\$64.92	0.2	2.4	\$27.28
<b>Total</b>	<b>\$4.61</b>	<b>\$64.92</b>	<b>0.2</b>	<b>2.4</b>	<b>\$27.28</b>

# 2024 Annual Agency Profile - Living Wells in Wabash County Council on Aging (NTD ID 50441)

## 2024 Funding Breakdown

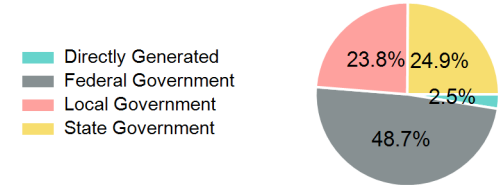
### Summary of Operating Expenses (OE)

Mode	Operating Expenses	Fare Revenues
Demand Response	\$459,893	\$2,805
<b>Total</b>	<b>\$459,893</b>	<b>\$2,805</b>

### Sources of Operating Funds Expended

Directly Generated	\$11,626
Federal Government	\$224,133
Local Government	\$109,664
State Government	\$114,470
<b>Total Operating Funds Expended</b>	<b>\$459,893</b>

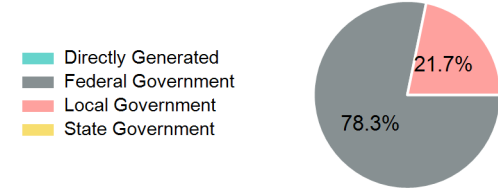
### Operating Funding Sources



### Sources of Capital Funds Expended

Directly Generated	\$0
Federal Government	\$183,516
Local Government	\$51,009
State Government	\$0
<b>Total Capital Funds Expended</b>	<b>\$234,525</b>

### Capital Funding Sources



## 2024 Asset Management

Transit Asset Management (TAM) Tier Tier II

TAM Sponsor NTD ID

### Metrics

Mode	Average Fleet Age in Years
Demand Response	4.6