

2024 Annual Agency Profile - Piatt County (NTD ID 50425)

Mailing Address: 101 W WASHINGTON ST STE 105
MONTICELLO, IL

Website: <https://www.piattran.org/>

Service Consumed

Annual Unlinked Trips (UPT) 22,150

Service Supplied

Annual Vehicle Revenue Miles (VRM) 268,607

Annual Vehicle Revenue Hours (VRH) 13,778

Vehicles Operated in Maximum Service (VOMS) 15

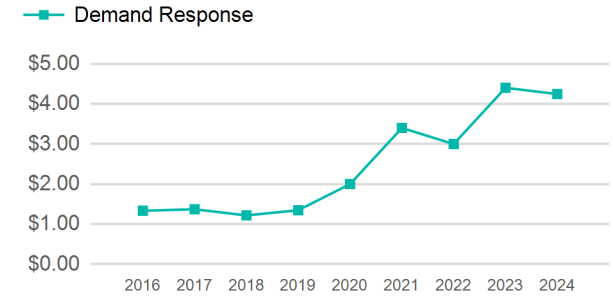
Assets

Revenue Vehicles 15

Service Vehicles

Facilities 1

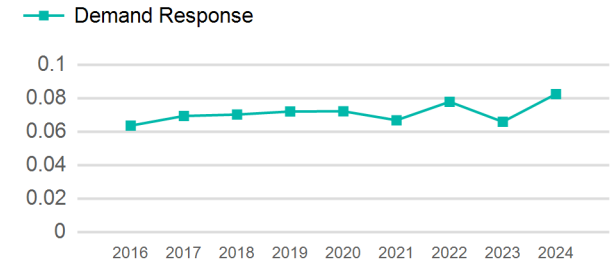
Operating Expenses per Vehicle Revenue Mile



Modal Characteristics

Mode	Annual Unlinked Passenger Trips	Directly Operated VOMS	Purchased Transportation VOMS	Annual Vehicle Revenue Miles	Annual Vehicle Revenue Hours
Demand Response	22,150	15	0	268,607	13,778
Total	22,150	15	0	268,607	13,778

Unlinked Passenger Trip per Vehicle Revenue Mile



Mode	Service Efficiency		Service Effectiveness		
	OE per VRM	OE per VRH	UPT per VRM	UPT per VRH	OE per UPT
Demand Response	\$4.25	\$82.79	0.1	1.6	\$51.50
Total	\$4.25	\$82.79	0.1	1.6	\$51.50

2024 Annual Agency Profile - Piatt County (NTD ID 50425)

2024 Funding Breakdown

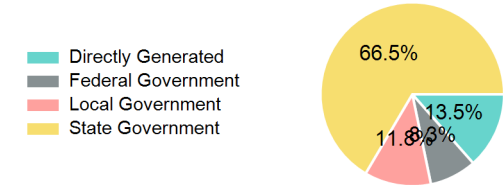
Summary of Operating Expenses (OE)

Mode	Operating Expenses	Fare Revenues
Demand Response	\$1,140,724	\$62,355
Total	\$1,140,724	\$62,355

Sources of Operating Funds Expended

Directly Generated	\$153,616
Federal Government	\$94,290
Local Government	\$134,228
State Government	\$758,590
Total Operating Funds Expended	\$1,140,724

Operating Funding Sources



Capital Funding Sources

Sources of Capital Funds Expended

Directly Generated	\$0
Federal Government	\$0
Local Government	\$0
State Government	\$0
Total Capital Funds Expended	\$0



2024 Asset Management

Transit Asset Management (TAM) Tier Tier II

TAM Sponsor NTD ID

Metrics

Mode	Average Fleet Age in Years
Demand Response	9.6