

# 2024 Annual Agency Profile - Tazewell County (NTD ID 50420)

**Mailing Address:** 11 S 4TH ST  
Pekin, IL

**Website:** <https://wecareofmorton.com/services/transportation/>

## Service Consumed

Annual Unlinked Trips (UPT) 36,335

## Service Supplied

Annual Vehicle Revenue Miles (VRM) 397,906

Annual Vehicle Revenue Hours (VRH) 16,050

Vehicles Operated in Maximum Service (VOMS) 15

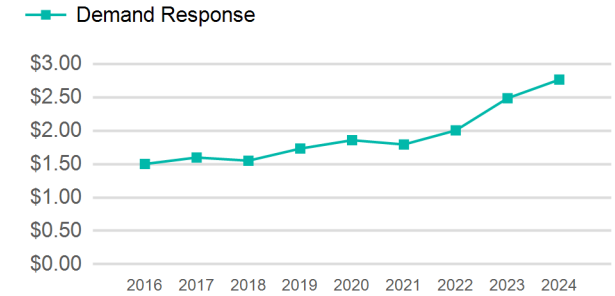
## Assets

Revenue Vehicles 15

Service Vehicles

Facilities 1

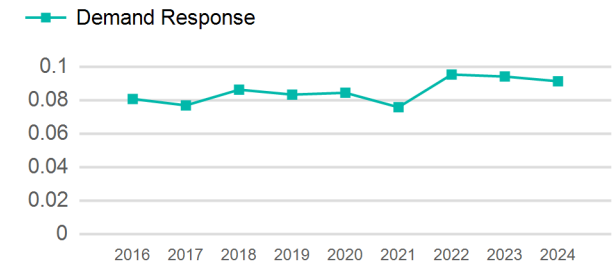
## Operating Expenses per Vehicle Revenue Mile



## Modal Characteristics

Mode	Annual Unlinked Passenger Trips	Directly Operated VOMS	Purchased Transportation VOMS	Annual Vehicle Revenue Miles	Annual Vehicle Revenue Hours
Demand Response	36,335	15	0	397,906	16,050
<b>Total</b>	<b>36,335</b>	<b>15</b>	<b>0</b>	<b>397,906</b>	<b>16,050</b>

## Unlinked Passenger Trip per Vehicle Revenue Mile



Mode	Service Efficiency		Service Effectiveness		
	OE per VRM	OE per VRH	UPT per VRM	UPT per VRH	OE per UPT
Demand Response	\$2.76	\$68.53	0.1	2.3	\$30.27
<b>Total</b>	<b>\$2.76</b>	<b>\$68.53</b>	<b>0.1</b>	<b>2.3</b>	<b>\$30.27</b>

# 2024 Annual Agency Profile - Tazewell County (NTD ID 50420)

## 2024 Funding Breakdown

### Summary of Operating Expenses (OE)

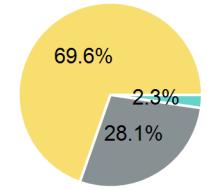
Mode	Operating Expenses	Fare Revenues
Demand Response	\$1,099,854	\$25,140
<b>Total</b>	<b>\$1,099,854</b>	<b>\$25,140</b>

### Sources of Operating Funds Expended

Directly Generated	\$25,140
Federal Government	\$309,215
Local Government	\$0
State Government	\$765,499
<b>Total Operating Funds Expended</b>	<b>\$1,099,854</b>

### Operating Funding Sources

- Directly Generated
- Federal Government
- Local Government
- State Government



### Capital Funding Sources

- Directly Generated
- Federal Government
- Local Government
- State Government

### Sources of Capital Funds Expended

Directly Generated	\$0
Federal Government	\$0
Local Government	\$0
State Government	\$0
<b>Total Capital Funds Expended</b>	<b>\$0</b>

## 2024 Asset Management

Transit Asset Management (TAM) Tier Tier II

TAM Sponsor NTD ID

### Metrics

Mode	Average Fleet Age in Years
Demand Response	7.6