

# 2024 Annual Agency Profile - City of Edgerton (NTD ID 50391)

**Mailing Address:** 12 ALBION ST  
EDGERTON, WI

**Website:** <https://www.cityofedgerton.com/local-transportation>

## Service Consumed

Annual Unlinked Trips (UPT) 4,104

## Service Supplied

Annual Vehicle Revenue Miles (VRM) 17,415

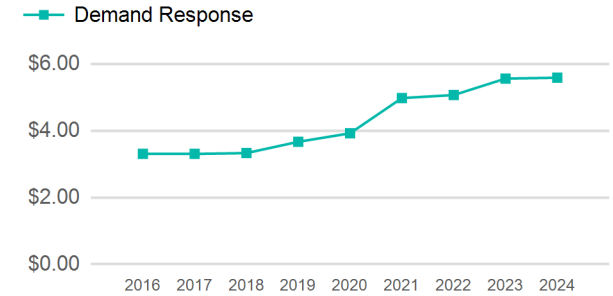
Annual Vehicle Revenue Hours (VRH) 2,729

Vehicles Operated in Maximum Service (VOMS) 1

## Assets

Revenue Vehicles 1  
Service Vehicles  
Facilities

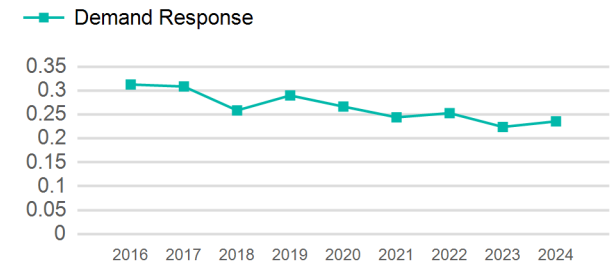
## Operating Expenses per Vehicle Revenue Mile



## Modal Characteristics

Mode	Annual Unlinked Passenger Trips	Directly Operated VOMS	Purchased Transportation VOMS	Annual Vehicle Revenue Miles	Annual Vehicle Revenue Hours
Demand Response	4,104	0	1	17,415	2,729
<b>Total</b>	<b>4,104</b>	<b>0</b>	<b>1</b>	<b>17,415</b>	<b>2,729</b>

## Unlinked Passenger Trip per Vehicle Revenue Mile



## Metrics

### Service Efficiency

### Service Effectiveness

Mode	OE per VRM	OE per VRH	UPT per VRM	UPT per VRH	OE per UPT
Demand Response	\$5.58	\$35.64	0.2	1.5	\$23.70
<b>Total</b>	<b>\$5.58</b>	<b>\$35.64</b>	<b>0.2</b>	<b>1.5</b>	<b>\$23.70</b>

# 2024 Annual Agency Profile - City of Edgerton (NTD ID 50391)

## 2024 Funding Breakdown

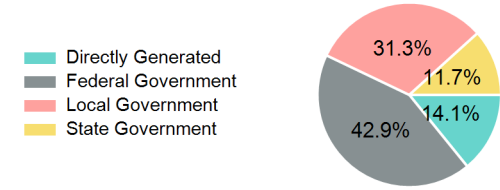
### Summary of Operating Expenses (OE)

Mode	Operating Expenses	Fare Revenues
Demand Response	\$97,262	\$13,724
<b>Total</b>	<b>\$97,262</b>	<b>\$13,724</b>

### Sources of Operating Funds Expended

Directly Generated	\$13,724
Federal Government	\$41,769
Local Government	\$30,431
State Government	\$11,338
<b>Total Operating Funds Expended</b>	<b>\$97,262</b>

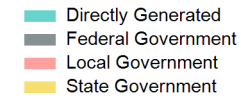
### Operating Funding Sources



### Capital Funding Sources

### Sources of Capital Funds Expended

Directly Generated	\$0
Federal Government	\$0
Local Government	\$0
State Government	\$0
<b>Total Capital Funds Expended</b>	<b>\$0</b>



## 2024 Asset Management

Transit Asset Management (TAM) Tier Tier II

TAM Sponsor NTD ID

### Metrics

Mode	Average Fleet Age in Years
Demand Response	7.0