

2024 Annual Agency Profile - Union County Council on Aging (NTD ID 50387)

Mailing Address: 26 W UNION ST
Liberty, IN

Website: <https://unioncountytransit.org/>

Service Consumed

Annual Unlinked Trips (UPT) 13,063

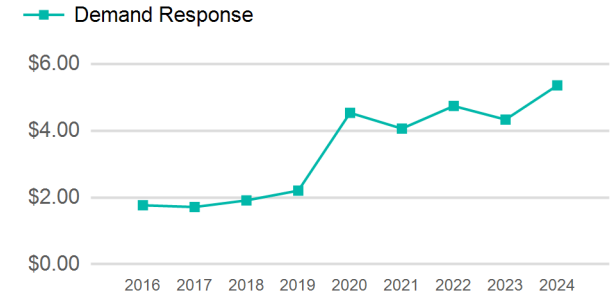
Service Supplied

Annual Vehicle Revenue Miles (VRM) 157,439

Annual Vehicle Revenue Hours (VRH) 14,426

Vehicles Operated in Maximum Service (VOMS) 8

Operating Expenses per Vehicle Revenue Mile



Assets

Revenue Vehicles 13

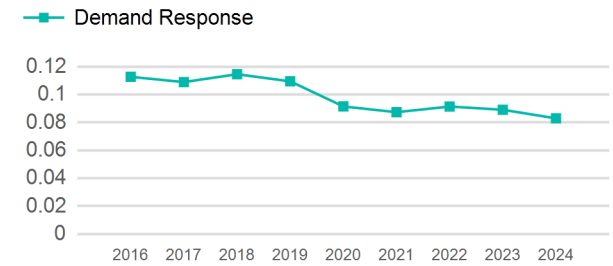
Service Vehicles

Facilities

Modal Characteristics

Mode	Annual Unlinked Passenger Trips	Directly Operated VOMS	Purchased Transportation VOMS	Annual Vehicle Revenue Miles	Annual Vehicle Revenue Hours
Demand Response	13,063	8	0	157,439	14,426
Total	13,063	8	0	157,439	14,426

Unlinked Passenger Trip per Vehicle Revenue Mile



Metrics

Service Efficiency

Service Effectiveness

Mode	OE per VRM	OE per VRH	UPT per VRM	UPT per VRH	OE per UPT
Demand Response	\$5.35	\$58.44	0.1	0.9	\$64.54
Total	\$5.35	\$58.44	0.1	0.9	\$64.54

2024 Annual Agency Profile - Union County Council on Aging (NTD ID 50387)

2024 Funding Breakdown

Summary of Operating Expenses (OE)

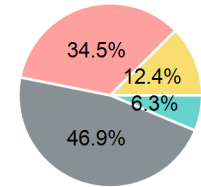
Mode	Operating Expenses	Fare Revenues
Demand Response	\$843,062	\$52,825
Total	\$843,062	\$52,825

Sources of Operating Funds Expended

Directly Generated	\$52,825
Federal Government	\$395,117
Local Government	\$290,454
State Government	\$104,666
Total Operating Funds Expended	\$843,062

Operating Funding Sources

- Directly Generated
- Federal Government
- Local Government
- State Government

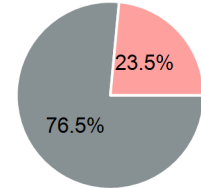


Sources of Capital Funds Expended

Directly Generated	\$0
Federal Government	\$93,985
Local Government	\$28,860
State Government	\$0
Total Capital Funds Expended	\$122,845

Capital Funding Sources

- Directly Generated
- Federal Government
- Local Government
- State Government



2024 Asset Management

Transit Asset Management (TAM) Tier Tier II

TAM Sponsor NTD ID

Metrics

Mode	Average Fleet Age in Years
Demand Response	5.1