

# 2024 Annual Agency Profile - Brown County (NTD ID 50384)

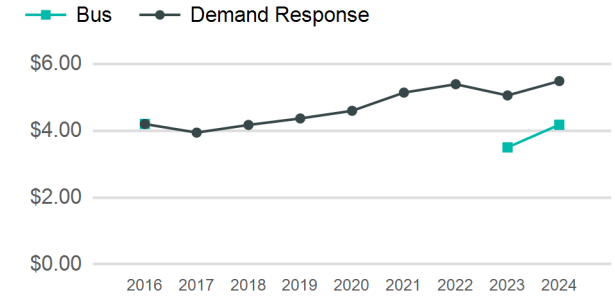
Mailing Address: 1117 CENTER ST  
NEW ULM, MN

Website: www.co.brown.mn.us

## Service Consumed

Annual Unlinked Trips (UPT) 44,921

## Operating Expenses per Vehicle Revenue Mile



## Assets

Revenue Vehicles 22  
Service Vehicles  
Facilities 1

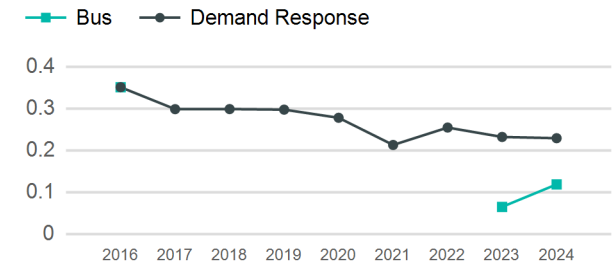
## Service Supplied

Annual Vehicle Revenue Miles (VRM) 216,639  
Annual Vehicle Revenue Hours (VRH) 14,796  
Vehicles Operated in Maximum Service (VOMS) 8

## Modal Characteristics

Mode	Annual Unlinked Passenger Trips	Directly Operated VOMS	Purchased Transportation VOMS	Annual Vehicle Revenue Miles	Annual Vehicle Revenue Hours
Bus	5,084	1	0	42,793	2,969
Demand Response	39,837	7	0	173,846	11,827
<b>Total</b>	<b>44,921</b>	<b>8</b>	<b>0</b>	<b>216,639</b>	<b>14,796</b>

## Unlinked Passenger Trip per Vehicle Revenue Mile



## Metrics

### Service Efficiency

### Service Effectiveness

Mode	OE per VRM	OE per VRH	UPT per VRM	UPT per VRH	OE per UPT
Bus	\$4.18	\$60.21	0.1	1.7	\$35.16
Demand Response	\$5.48	\$80.62	0.2	3.4	\$23.94
<b>Total</b>	<b>\$5.23</b>	<b>\$76.53</b>	<b>0.2</b>	<b>3.0</b>	<b>\$25.21</b>

# 2024 Annual Agency Profile - Brown County (NTD ID 50384)

## 2024 Funding Breakdown

### Summary of Operating Expenses (OE)

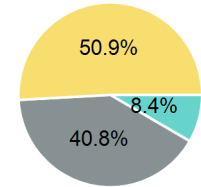
Mode	Operating Expenses	Fare Revenues
Bus	\$178,754	\$5,073
Demand Response	\$953,525	\$89,569
<b>Total</b>	<b>\$1,132,279</b>	<b>\$94,642</b>

### Sources of Operating Funds Expended

Directly Generated	\$94,642
Federal Government	\$461,631
Local Government	\$0
State Government	\$576,006
<b>Total Operating Funds Expended</b>	<b>\$1,132,279</b>

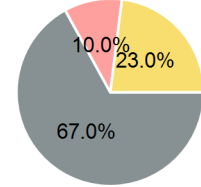
### Operating Funding Sources

- Directly Generated
- Federal Government
- Local Government
- State Government



### Capital Funding Sources

- Directly Generated
- Federal Government
- Local Government
- State Government



### Sources of Capital Funds Expended

Directly Generated	\$0
Federal Government	\$152,760
Local Government	\$22,800
State Government	\$52,440
<b>Total Capital Funds Expended</b>	<b>\$228,000</b>

## 2024 Asset Management

Transit Asset Management (TAM) Tier Tier II

### TAM Sponsor NTD ID

### Metrics

Mode	Average Fleet Age in Years
Bus	7.1
Demand Response	7.1