

2024 Annual Agency Profile - Becker County (NTD ID 50379)

Mailing Address: 915 LAKE AVE
DETROIT LAKES, MN

Website: <https://www.co.becker.mn.us/dept/transit/>

Service Consumed

Annual Unlinked Trips (UPT) 49,090

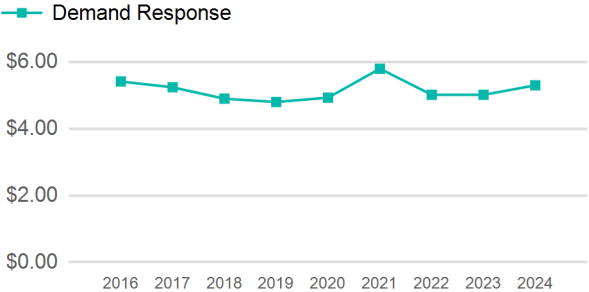
Assets

Revenue Vehicles 8
Service Vehicles
Facilities

Service Supplied

Annual Vehicle Revenue Miles (VRM) 127,086
Annual Vehicle Revenue Hours (VRH) 9,888
Vehicles Operated in Maximum Service (VOMS) 6

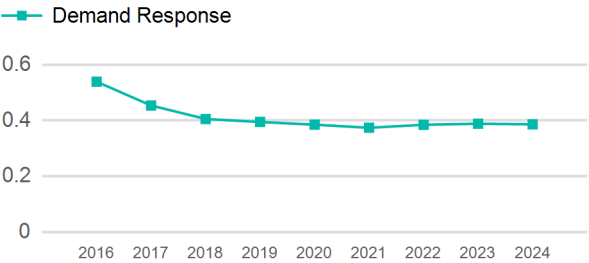
Operating Expenses per Vehicle Revenue Mile



Modal Characteristics

Mode	Annual Unlinked Passenger Trips	Directly Operated VOMS	Purchased Transportation VOMS	Annual Vehicle Revenue Miles	Annual Vehicle Revenue Hours
Demand Response	49,090	6	0	127,086	9,888
Total	49,090	6	0	127,086	9,888

Unlinked Passenger Trip per Vehicle Revenue Mile



Metrics	Service Efficiency		Service Effectiveness		
Mode	OE per VRM	OE per VRH	UPT per VRM	UPT per VRH	OE per UPT
Demand Response	\$5.30	\$68.09	0.4	5.0	\$13.72
Total	\$5.30	\$68.09	0.4	5.0	\$13.72

2024 Annual Agency Profile - Becker County (NTD ID 50379)

2024 Funding Breakdown

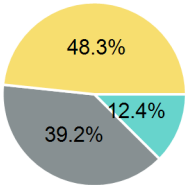
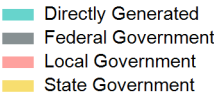
Summary of Operating Expenses (OE)

Sources of Operating Funds Expended

Operating Funding Sources

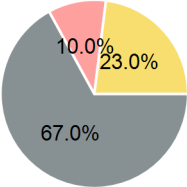
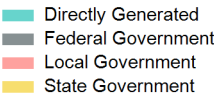
Mode	Operating Expenses	Fare Revenues
Demand Response	\$673,317	\$83,598
Total	\$673,317	\$83,598

Directly Generated	\$83,598
Federal Government	\$264,266
Local Government	\$0
State Government	\$325,453
Total Operating Funds Expended	\$673,317



Capital Funding Sources

Sources of Capital Funds Expended



Directly Generated	\$0
Federal Government	\$76,380
Local Government	\$11,400
State Government	\$26,220
Total Capital Funds Expended	\$114,000

2024 Asset Management

Transit Asset Management (TAM) Tier Tier II

TAM Sponsor NTD ID

Metrics

Mode	Average Fleet Age in Years
Demand Response	5.8