

2024 Annual Agency Profile - Ontonagon County Board of Commissioners (NTD ID 50371)

Mailing Address: 200 Industry Park Road
Ontonagon, MI

Website: <https://ontonagoncounty.org/county-offices/on-tran/>

Service Consumed

Annual Unlinked Trips (UPT) 35,470

Service Supplied

Annual Vehicle Revenue Miles (VRM) 132,751

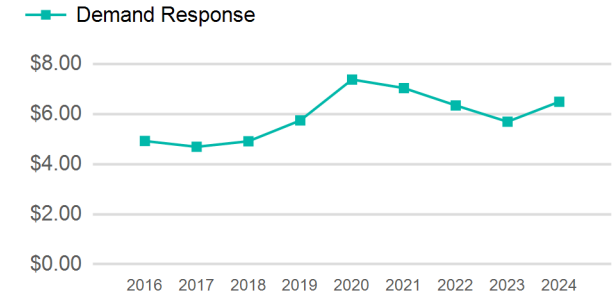
Annual Vehicle Revenue Hours (VRH) 8,062

Vehicles Operated in Maximum Service (VOMS) 5

Assets

Revenue Vehicles 6
Service Vehicles 2
Facilities 1

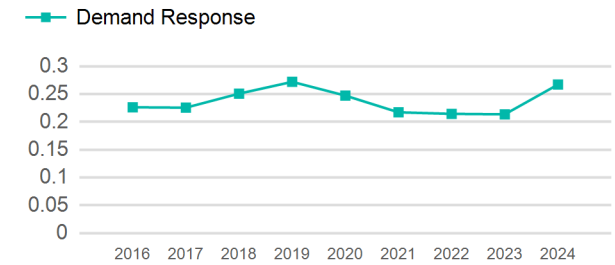
Operating Expenses per Vehicle Revenue Mile



Modal Characteristics

Mode	Annual Unlinked Passenger Trips	Directly Operated VOMS	Purchased Transportation VOMS	Annual Vehicle Revenue Miles	Annual Vehicle Revenue Hours
Demand Response	35,470	5	0	132,751	8,062
Total	35,470	5	0	132,751	8,062

Unlinked Passenger Trip per Vehicle Revenue Mile



Mode	Service Efficiency		Service Effectiveness		
	OE per VRM	OE per VRH	UPT per VRM	UPT per VRH	OE per UPT
Demand Response	\$6.49	\$106.87	0.3	4.4	\$24.29
Total	\$6.49	\$106.87	0.3	4.4	\$24.29

2024 Annual Agency Profile - Ontonagon County Board of Commissioners (NTD ID 50371)

2024 Funding Breakdown

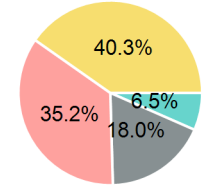
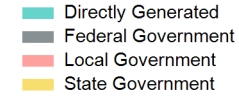
Summary of Operating Expenses (OE)

Mode	Operating Expenses	Fare Revenues
Demand Response	\$861,546	\$55,801
Total	\$861,546	\$55,801

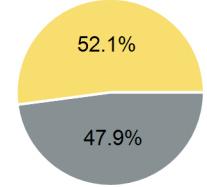
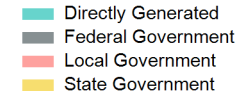
Sources of Operating Funds Expended

Directly Generated	\$56,404
Federal Government	\$155,078
Local Government	\$302,867
State Government	\$347,197
Total Operating Funds Expended	\$861,546

Operating Funding Sources



Capital Funding Sources



Sources of Capital Funds Expended

Directly Generated	\$0
Federal Government	\$93,198
Local Government	\$0
State Government	\$101,353
Total Capital Funds Expended	\$194,551

2024 Asset Management

Transit Asset Management (TAM) Tier Tier II

TAM Sponsor NTD ID

Metrics

Mode	Average Fleet Age in Years
Demand Response	4.5