

2024 Annual Agency Profile - Scioto County/Access Scioto County (NTD ID 50363)

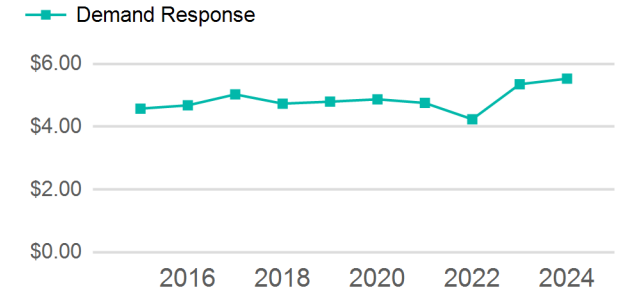
Mailing Address: 602 7TH STREET
PORTSMOUTH, OH

Website: <https://www.asctransit.com/>

Service Consumed

Annual Unlinked Trips (UPT) 41,907

Operating Expenses per Vehicle Revenue Mile



Assets

Revenue Vehicles 11
Service Vehicles
Facilities 1

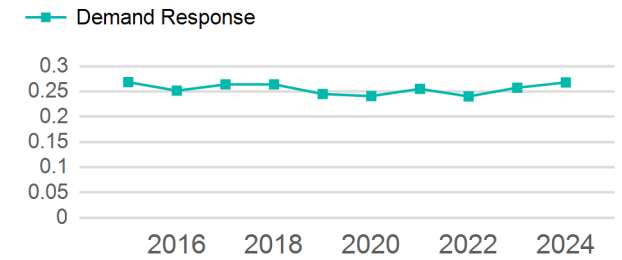
Service Supplied

Annual Vehicle Revenue Miles (VRM) 156,380
Annual Vehicle Revenue Hours (VRH) 13,311
Vehicles Operated in Maximum Service (VOMS) 11

Modal Characteristics

Mode	Annual Unlinked Passenger Trips	Directly Operated VOMS	Purchased Transportation VOMS	Annual Vehicle Revenue Miles	Annual Vehicle Revenue Hours
Demand Response	41,907	11	0	156,380	13,311
Total	41,907	11	0	156,380	13,311

Unlinked Passenger Trip per Vehicle Revenue Mile



Mode	Service Efficiency		Service Effectiveness		
	OE per VRM	OE per VRH	UPT per VRM	UPT per VRH	OE per UPT
Demand Response	\$5.53	\$64.96	0.3	3.1	\$20.63
Total	\$5.53	\$64.96	0.3	3.1	\$20.63

2024 Annual Agency Profile - Scioto County/Access Scioto County (NTD ID 50363)

2024 Funding Breakdown

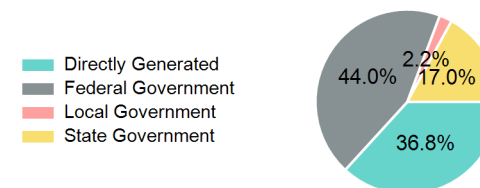
Summary of Operating Expenses (OE)

Mode	Operating Expenses	Fare Revenues
Demand Response	\$864,659	\$24,308
Total	\$864,659	\$24,308

Sources of Operating Funds Expended

Directly Generated	\$318,372
Federal Government	\$380,080
Local Government	\$19,428
State Government	\$146,779
Total Operating Funds Expended	\$864,659

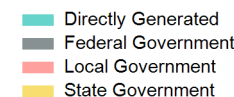
Operating Funding Sources



Capital Funding Sources

Sources of Capital Funds Expended

Directly Generated	\$0
Federal Government	\$0
Local Government	\$0
State Government	\$0
Total Capital Funds Expended	\$0



2024 Asset Management

Transit Asset Management (TAM) Tier Tier II

TAM Sponsor NTD ID

Metrics

Mode	Average Fleet Age in Years
Demand Response	7.7