

# 2024 Annual Agency Profile - City of Washington (NTD ID 50302)

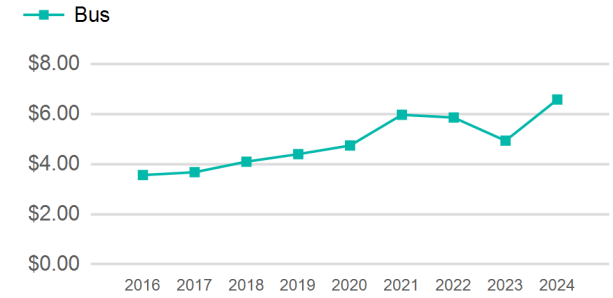
**Mailing Address:** 101 NE 3RD ST  
Washington, IN

<https://www.washingtonin.us/department/index.php?structureid=67>

## Service Consumed

**Annual Unlinked Trips (UPT)** 14,142

## Operating Expenses per Vehicle Revenue Mile



## Assets

**Revenue Vehicles** 3  
**Service Vehicles**  
**Facilities** 1

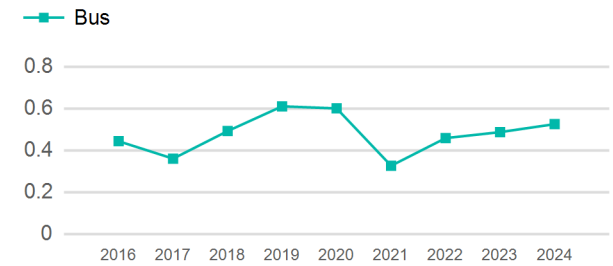
## Service Supplied

**Annual Vehicle Revenue Miles (VRM)** 26,913  
**Annual Vehicle Revenue Hours (VRH)** 2,237  
**Vehicles Operated in Maximum Service (VOMS)** 1

## Modal Characteristics

Mode	Annual Unlinked Passenger Trips	Directly Operated VOMS	Purchased Transportation VOMS	Annual Vehicle Revenue Miles	Annual Vehicle Revenue Hours
Bus	14,142	1	0	26,913	2,237
<b>Total</b>	<b>14,142</b>	<b>1</b>	<b>0</b>	<b>26,913</b>	<b>2,237</b>

## Unlinked Passenger Trip per Vehicle Revenue Mile



## Metrics

### Service Efficiency

### Service Effectiveness

Mode	OE per VRM	OE per VRH	UPT per VRM	UPT per VRH	OE per UPT
Bus	\$6.57	\$79.09	0.5	6.3	\$12.51
<b>Total</b>	<b>\$6.57</b>	<b>\$79.09</b>	<b>0.5</b>	<b>6.3</b>	<b>\$12.51</b>

# 2024 Annual Agency Profile - City of Washington (NTD ID 50302)

## 2024 Funding Breakdown

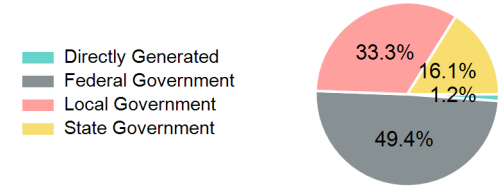
### Summary of Operating Expenses (OE)

Mode	Operating Expenses	Fare Revenues
Bus	\$176,933	\$0
<b>Total</b>	<b>\$176,933</b>	<b>\$0</b>

### Sources of Operating Funds Expended

Directly Generated	\$2,075
Federal Government	\$87,427
Local Government	\$58,909
State Government	\$28,522
<b>Total Operating Funds Expended</b>	<b>\$176,933</b>

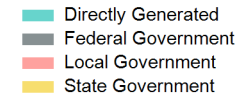
### Operating Funding Sources



### Capital Funding Sources

### Sources of Capital Funds Expended

Directly Generated	\$0
Federal Government	\$0
Local Government	\$0
State Government	\$0
<b>Total Capital Funds Expended</b>	<b>\$0</b>



## 2024 Asset Management

Transit Asset Management (TAM) Tier Tier II

TAM Sponsor NTD ID

### Metrics

Mode	Average Fleet Age in Years
Bus	4.3