

2024 Annual Agency Profile - Warren County (NTD ID 50283)

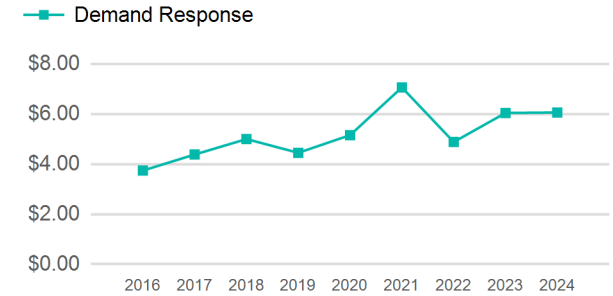
Mailing Address: 100 W BROADWAY STE 2
MONMOUTH, IL

Website: <https://warrencountyil.gov/offices/public-transportation/>

Service Consumed

Annual Unlinked Trips (UPT) 39,771

Operating Expenses per Vehicle Revenue Mile



Assets

Revenue Vehicles 15
Service Vehicles
Facilities 1

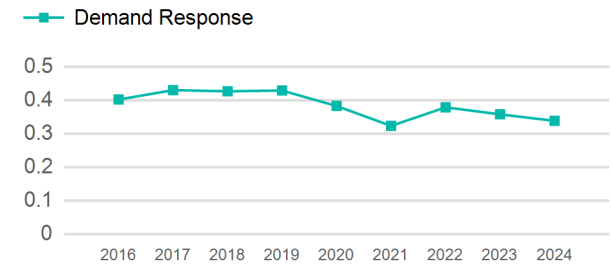
Service Supplied

Annual Vehicle Revenue Miles (VRM) 117,584
Annual Vehicle Revenue Hours (VRH) 11,673
Vehicles Operated in Maximum Service (VOMS) 7

Modal Characteristics

Mode	Annual Unlinked Passenger Trips	Directly Operated VOMS	Purchased Transportation VOMS	Annual Vehicle Revenue Miles	Annual Vehicle Revenue Hours
Demand Response	39,771	7	0	117,584	11,673
Total	39,771	7	0	117,584	11,673

Unlinked Passenger Trip per Vehicle Revenue Mile



Mode	Service Efficiency		Service Effectiveness		
	OE per VRM	OE per VRH	UPT per VRM	UPT per VRH	OE per UPT
Demand Response	\$6.06	\$61.04	0.3	3.4	\$17.92
Total	\$6.06	\$61.04	0.3	3.4	\$17.92

2024 Annual Agency Profile - Warren County (NTD ID 50283)

2024 Funding Breakdown

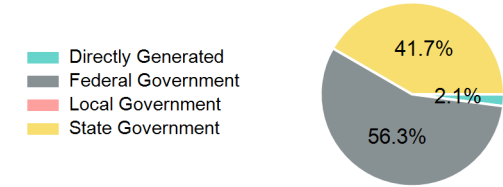
Summary of Operating Expenses (OE)

Mode	Operating Expenses	Fare Revenues
Demand Response	\$712,552	\$14,742
Total	\$712,552	\$14,742

Sources of Operating Funds Expended

Directly Generated	\$14,742
Federal Government	\$400,982
Local Government	\$0
State Government	\$296,828
Total Operating Funds Expended	\$712,552

Operating Funding Sources



Capital Funding Sources

Sources of Capital Funds Expended

Directly Generated	\$0
Federal Government	\$0
Local Government	\$0
State Government	\$0
Total Capital Funds Expended	\$0



2024 Asset Management

Transit Asset Management (TAM) Tier Tier II

TAM Sponsor NTD ID

Metrics

Mode	Average Fleet Age in Years
Demand Response	15.1