

2024 Annual Agency Profile - Village of Plover (NTD ID 50277)

Mailing Address: 2400 POST RD
PLOVER, WI

Website: <https://www.ploverwi.gov/253/Taxi-Service>

Service Consumed

Annual Unlinked Trips (UPT) 29,413

Service Supplied

Annual Vehicle Revenue Miles (VRM) 163,873

Annual Vehicle Revenue Hours (VRH) 10,483

Vehicles Operated in Maximum Service (VOMS) 3

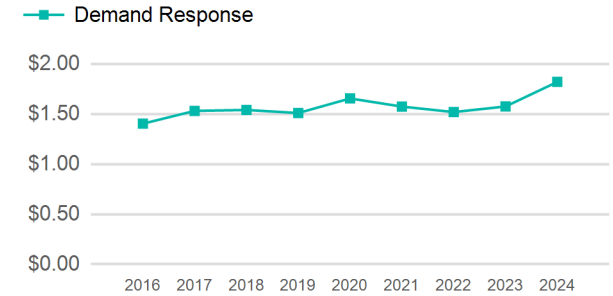
Assets

Revenue Vehicles 3

Service Vehicles

Facilities

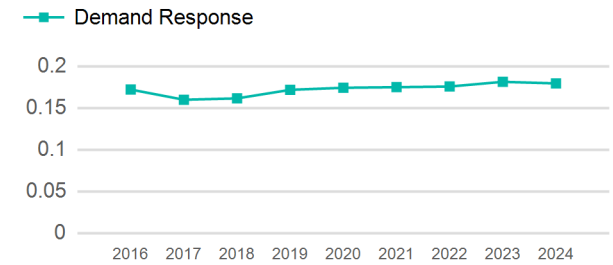
Operating Expenses per Vehicle Revenue Mile



Modal Characteristics

Mode	Annual Unlinked Passenger Trips	Directly Operated VOMS	Purchased Transportation VOMS	Annual Vehicle Revenue Miles	Annual Vehicle Revenue Hours
Demand Response	29,413	0	3	163,873	10,483
Total	29,413	0	3	163,873	10,483

Unlinked Passenger Trip per Vehicle Revenue Mile



Metrics

Service Efficiency

Service Effectiveness

Mode	OE per VRM	OE per VRH	UPT per VRM	UPT per VRH	OE per UPT
Demand Response	\$1.82	\$28.45	0.2	2.8	\$10.14
Total	\$1.82	\$28.45	0.2	2.8	\$10.14

2024 Annual Agency Profile - Village of Plover (NTD ID 50277)

2024 Funding Breakdown

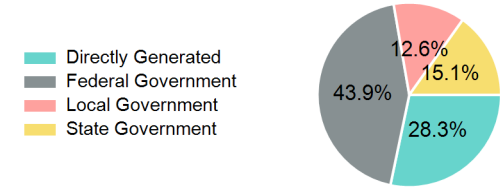
Summary of Operating Expenses (OE)

Mode	Operating Expenses	Fare Revenues
Demand Response	\$298,255	\$84,438
Total	\$298,255	\$84,438

Sources of Operating Funds Expended

Directly Generated	\$84,438
Federal Government	\$131,061
Local Government	\$37,721
State Government	\$45,035
Total Operating Funds Expended	\$298,255

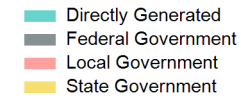
Operating Funding Sources



Capital Funding Sources

Sources of Capital Funds Expended

Directly Generated	\$0
Federal Government	\$0
Local Government	\$0
State Government	\$0
Total Capital Funds Expended	\$0



2024 Asset Management

Transit Asset Management (TAM) Tier Tier II

TAM Sponsor NTD ID

Metrics

Mode	Average Fleet Age in Years
Demand Response	13.7