

# 2024 Annual Agency Profile - Bureau County (NTD ID 50263)

**Mailing Address:** 526 S BUREAU VALLEY PKWY  
PRINCETON, IL

**Website:** <http://www.ridebpart.org/>

## Service Consumed

Annual Unlinked Trips (UPT) 66,563

## Service Supplied

Annual Vehicle Revenue Miles (VRM) 629,381

Annual Vehicle Revenue Hours (VRH) 21,915

Vehicles Operated in Maximum Service (VOMS) 25

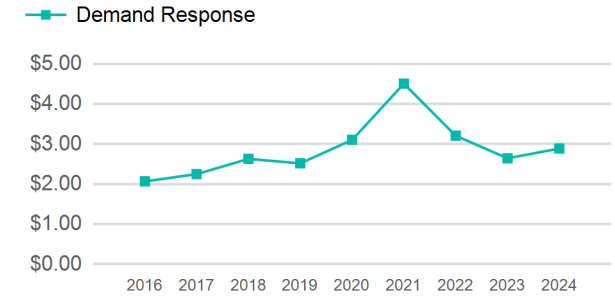
## Assets

Revenue Vehicles 25

Service Vehicles

Facilities 1

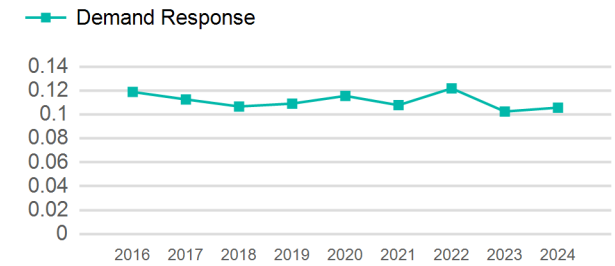
## Operating Expenses per Vehicle Revenue Mile



## Modal Characteristics

Mode	Annual Unlinked Passenger Trips	Directly Operated VOMS	Purchased Transportation VOMS	Annual Vehicle Revenue Miles	Annual Vehicle Revenue Hours
Demand Response	66,563	25	0	629,381	21,915
<b>Total</b>	<b>66,563</b>	<b>25</b>	<b>0</b>	<b>629,381</b>	<b>21,915</b>

## Unlinked Passenger Trip per Vehicle Revenue Mile



## Metrics

### Service Efficiency

### Service Effectiveness

Mode	OE per VRM	OE per VRH	UPT per VRM	UPT per VRH	OE per UPT
Demand Response	\$2.89	\$82.94	0.1	3.0	\$27.31
<b>Total</b>	<b>\$2.89</b>	<b>\$82.94</b>	<b>0.1</b>	<b>3.0</b>	<b>\$27.31</b>

# 2024 Annual Agency Profile - Bureau County (NTD ID 50263)

## 2024 Funding Breakdown

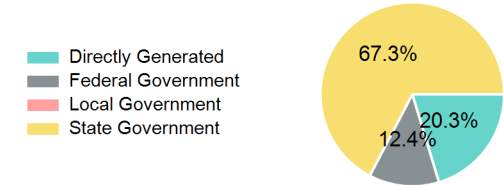
### Summary of Operating Expenses (OE)

Mode	Operating Expenses	Fare Revenues
Demand Response	\$1,817,569	\$344,703
<b>Total</b>	<b>\$1,817,569</b>	<b>\$344,703</b>

### Sources of Operating Funds Expended

Directly Generated	\$369,213
Federal Government	\$224,837
Local Government	\$0
State Government	\$1,223,519
<b>Total Operating Funds Expended</b>	<b>\$1,817,569</b>

### Operating Funding Sources



### Capital Funding Sources

### Sources of Capital Funds Expended

Directly Generated	\$0
Federal Government	\$0
Local Government	\$0
State Government	\$0
<b>Total Capital Funds Expended</b>	<b>\$0</b>



## 2024 Asset Management

Transit Asset Management (TAM) Tier Tier II

TAM Sponsor NTD ID

### Metrics

Mode	Average Fleet Age in Years
Demand Response	9.5