

# 2024 Annual Agency Profile - Carroll County (NTD ID 50234)

**Mailing Address:** 301 N MAIN ST  
MOUNT CARROLL, IL

[https://www.carrollcountyil.gov/county\\_departments/carroll\\_count\\_y\\_transit.php](https://www.carrollcountyil.gov/county_departments/carroll_count_y_transit.php)

## Service Consumed

**Annual Unlinked Trips (UPT)** 27,177

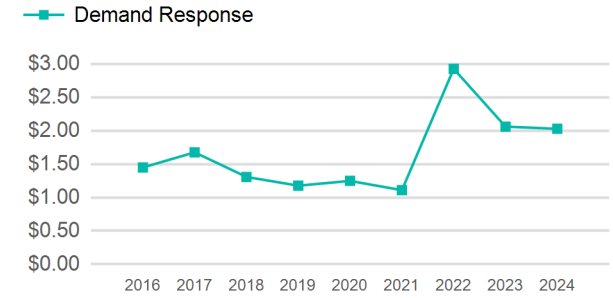
## Service Supplied

**Annual Vehicle Revenue Miles (VRM)** 436,482

**Annual Vehicle Revenue Hours (VRH)** 17,109

**Vehicles Operated in Maximum Service (VOMS)** 13

## Operating Expenses per Vehicle Revenue Mile



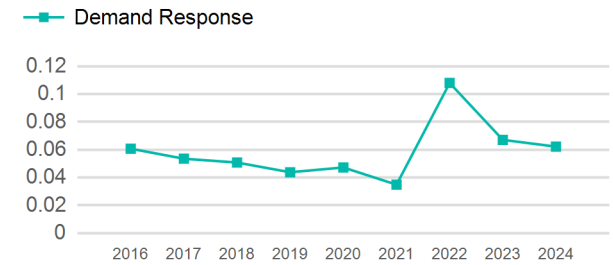
## Assets

**Revenue Vehicles** 13  
**Service Vehicles**  
**Facilities**

## Modal Characteristics

Mode	Annual Unlinked Passenger Trips	Directly Operated VOMS	Purchased Transportation VOMS	Annual Vehicle Revenue Miles	Annual Vehicle Revenue Hours
Demand Response	27,177	13	0	436,482	17,109
<b>Total</b>	<b>27,177</b>	<b>13</b>	<b>0</b>	<b>436,482</b>	<b>17,109</b>

## Unlinked Passenger Trip per Vehicle Revenue Mile



Mode	Service Efficiency		Service Effectiveness		
	OE per VRM	OE per VRH	UPT per VRM	UPT per VRH	OE per UPT
Demand Response	\$2.03	\$51.73	0.1	1.6	\$32.57
<b>Total</b>	<b>\$2.03</b>	<b>\$51.73</b>	<b>0.1</b>	<b>1.6</b>	<b>\$32.57</b>

# 2024 Annual Agency Profile - Carroll County (NTD ID 50234)

## 2024 Funding Breakdown

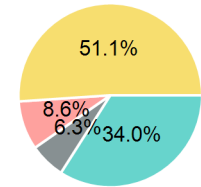
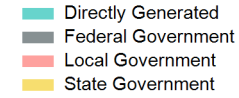
### Summary of Operating Expenses (OE)

Mode	Operating Expenses	Fare Revenues
Demand Response	\$885,126	\$222,881
<b>Total</b>	<b>\$885,126</b>	<b>\$222,881</b>

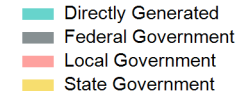
### Sources of Operating Funds Expended

Directly Generated	\$301,327
Federal Government	\$55,652
Local Government	\$76,146
State Government	\$452,001
<b>Total Operating Funds Expended</b>	<b>\$885,126</b>

### Operating Funding Sources



### Capital Funding Sources



### Sources of Capital Funds Expended

Directly Generated	\$0
Federal Government	\$0
Local Government	\$0
State Government	\$0
<b>Total Capital Funds Expended</b>	<b>\$0</b>

## 2024 Asset Management

Transit Asset Management (TAM) Tier Tier II

TAM Sponsor NTD ID

### Metrics

Mode	Average Fleet Age in Years
Demand Response	8.0