

2024 Annual Agency Profile - Boone County Senior Services, Inc. (NTD ID 50230)

Mailing Address: 201 COURTHOUSE SQ
LEBANON, IN

Website: <https://www.booneseniors.org/services/transportation/>

Service Consumed

Annual Unlinked Trips (UPT) 22,112

Service Supplied

Annual Vehicle Revenue Miles (VRM) 213,128

Annual Vehicle Revenue Hours (VRH) 17,657

Vehicles Operated in Maximum Service (VOMS) 12

Assets

Revenue Vehicles 20

Service Vehicles

Facilities 1

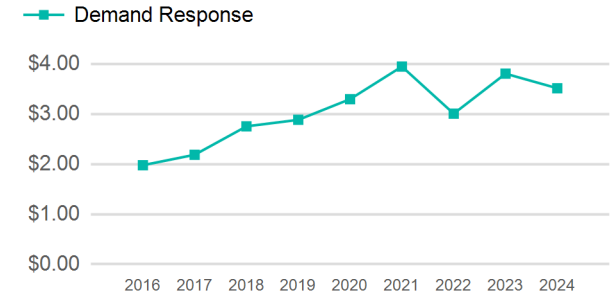
Modal Characteristics

Mode	Annual Unlinked Passenger Trips	Directly Operated VOMS	Purchased Transportation VOMS	Annual Vehicle Revenue Miles	Annual Vehicle Revenue Hours
Demand Response	22,112	12	0	213,128	17,657
Total	22,112	12	0	213,128	17,657

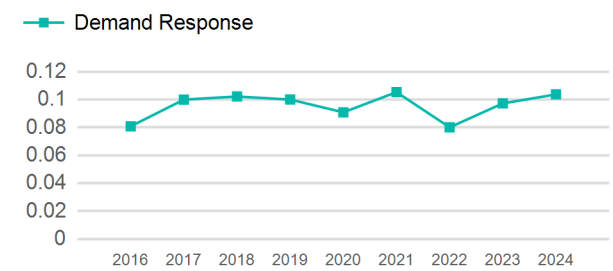
Metrics

Mode	Service Efficiency		Service Effectiveness		
	OE per VRM	OE per VRH	UPT per VRM	UPT per VRH	OE per UPT
Demand Response	\$3.51	\$42.41	0.1	1.3	\$33.87
Total	\$3.51	\$42.41	0.1	1.3	\$33.87

Operating Expenses per Vehicle Revenue Mile



Unlinked Passenger Trip per Vehicle Revenue Mile



2024 Annual Agency Profile - Boone County Senior Services, Inc. (NTD ID 50230)

2024 Funding Breakdown

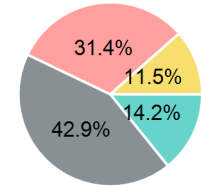
Summary of Operating Expenses (OE)

Mode	Operating Expenses	Fare Revenues
Demand Response	\$748,889	\$97,024
Total	\$748,889	\$97,024

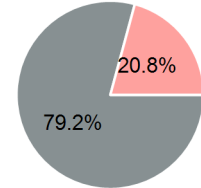
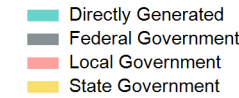
Sources of Operating Funds Expended

Directly Generated	\$106,322
Federal Government	\$321,282
Local Government	\$235,207
State Government	\$86,078
Total Operating Funds Expended	\$748,889

Operating Funding Sources



Capital Funding Sources



Sources of Capital Funds Expended

Directly Generated	\$0
Federal Government	\$145,492
Local Government	\$38,170
State Government	\$0
Total Capital Funds Expended	\$183,662

2024 Asset Management

Transit Asset Management (TAM) Tier Tier II

TAM Sponsor NTD ID

Metrics

Mode	Average Fleet Age in Years
Demand Response	5.4