

# 2024 Annual Agency Profile - Shiawassee Area Transportation Agency (NTD ID 50227)

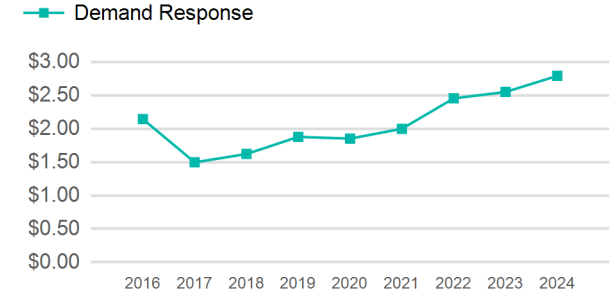
**Mailing Address:** 180 North Delaney Road  
Owosso, MI

**Website:** <https://satabus.org/>

## Service Consumed

Annual Unlinked Trips (UPT) 60,644

## Operating Expenses per Vehicle Revenue Mile



## Assets

Revenue Vehicles 18  
Service Vehicles 2  
Facilities 1

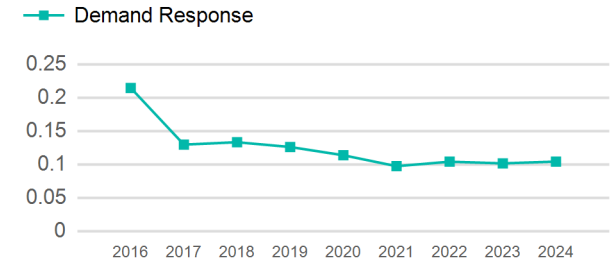
## Service Supplied

Annual Vehicle Revenue Miles (VRM) 581,397  
Annual Vehicle Revenue Hours (VRH) 32,440  
Vehicles Operated in Maximum Service (VOMS) 17

## Modal Characteristics

Mode	Annual Unlinked Passenger Trips	Directly Operated VOMS	Purchased Transportation VOMS	Annual Vehicle Revenue Miles	Annual Vehicle Revenue Hours
Demand Response	60,644	17	0	581,397	32,440
<b>Total</b>	<b>60,644</b>	<b>17</b>	<b>0</b>	<b>581,397</b>	<b>32,440</b>

## Unlinked Passenger Trip per Vehicle Revenue Mile



Mode	Service Efficiency		Service Effectiveness		
	OE per VRM	OE per VRH	UPT per VRM	UPT per VRH	OE per UPT
Demand Response	\$2.79	\$50.01	0.1	1.9	\$26.75
<b>Total</b>	<b>\$2.79</b>	<b>\$50.01</b>	<b>0.1</b>	<b>1.9</b>	<b>\$26.75</b>

# 2024 Annual Agency Profile - Shiawassee Area Transportation Agency (NTD ID 50227)

## 2024 Funding Breakdown

### Summary of Operating Expenses (OE)

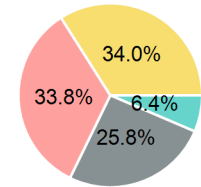
Mode	Operating Expenses	Fare Revenues
Demand Response	\$1,622,304	\$77,419
<b>Total</b>	<b>\$1,622,304</b>	<b>\$77,419</b>

### Sources of Operating Funds Expended

Directly Generated	\$104,176
Federal Government	\$418,768
Local Government	\$547,608
State Government	\$551,752
<b>Total Operating Funds Expended</b>	<b>\$1,622,304</b>

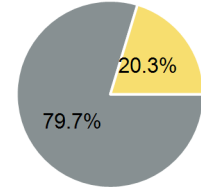
### Operating Funding Sources

- Directly Generated
- Federal Government
- Local Government
- State Government



### Capital Funding Sources

- Directly Generated
- Federal Government
- Local Government
- State Government



### Sources of Capital Funds Expended

Directly Generated	\$0
Federal Government	\$299,197
Local Government	\$0
State Government	\$76,263
<b>Total Capital Funds Expended</b>	<b>\$375,460</b>

## 2024 Asset Management

Transit Asset Management (TAM) Tier Tier II

TAM Sponsor NTD ID

### Metrics

Mode	Average Fleet Age in Years
Demand Response	5.1