

2024 Annual Agency Profile - Arenac Public Transit Authority (NTD ID 50225)

Mailing Address: 200 Smalley St
Twining, MI

Website: <https://arenactransit.com/>

Service Consumed

Annual Unlinked Trips (UPT) 30,449

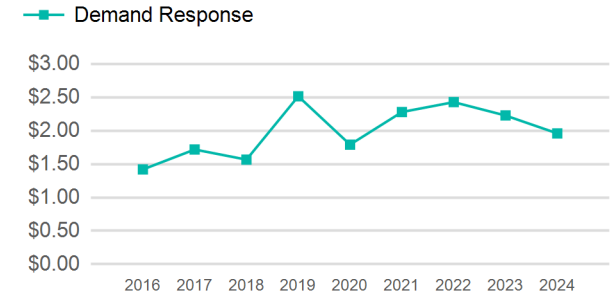
Assets

Revenue Vehicles 13
Service Vehicles
Facilities 1

Service Supplied

Annual Vehicle Revenue Miles (VRM) 450,960
Annual Vehicle Revenue Hours (VRH) 21,151
Vehicles Operated in Maximum Service (VOMS) 9

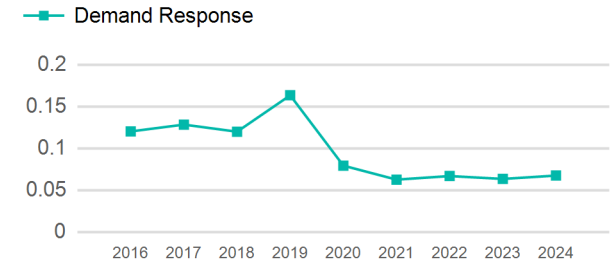
Operating Expenses per Vehicle Revenue Mile



Modal Characteristics

Mode	Annual Unlinked Passenger Trips	Directly Operated VOMS	Purchased Transportation VOMS	Annual Vehicle Revenue Miles	Annual Vehicle Revenue Hours
Demand Response	30,449	9	0	450,960	21,151
Total	30,449	9	0	450,960	21,151

Unlinked Passenger Trip per Vehicle Revenue Mile



Mode	Service Efficiency		Service Effectiveness		
	OE per VRM	OE per VRH	UPT per VRM	UPT per VRH	OE per UPT
Demand Response	\$1.96	\$41.77	0.1	1.4	\$29.02
Total	\$1.96	\$41.77	0.1	1.4	\$29.02

2024 Annual Agency Profile - Arenac Public Transit Authority (NTD ID 50225)

2024 Funding Breakdown

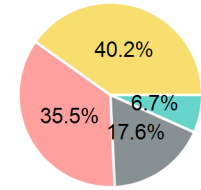
Summary of Operating Expenses (OE)

Mode	Operating Expenses	Fare Revenues
Demand Response	\$883,581	\$44,557
Total	\$883,581	\$44,557

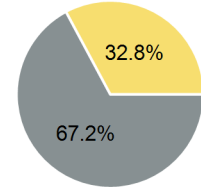
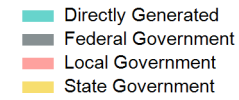
Sources of Operating Funds Expended

Directly Generated	\$58,796
Federal Government	\$155,391
Local Government	\$314,108
State Government	\$355,286
Total Operating Funds Expended	\$883,581

Operating Funding Sources



Capital Funding Sources



Sources of Capital Funds Expended

Directly Generated	\$0
Federal Government	\$141,956
Local Government	\$0
State Government	\$69,416
Total Capital Funds Expended	\$211,372

2024 Asset Management

Transit Asset Management (TAM) Tier Tier II

TAM Sponsor NTD ID

Metrics

Mode	Average Fleet Age in Years
Demand Response	4.4