

# 2024 Annual Agency Profile - Voluntary Action Center (NTD ID 50215)

**Mailing Address:** 1606 BETHANY RD  
Sycamore, IL

**Website:** <https://vacdk.com/transportation/>

## Geographic Coverage

**Primary Urbanized/Rural Area** DeKalb, IL  
**Service Area Population** 100,420  
**Service Area Sq. Miles** 631  
**Other Areas Served:**  
 Illinois Non-UZA

## Assets

**Revenue Vehicles** 21  
**Service Vehicles**  
**Facilities** 1

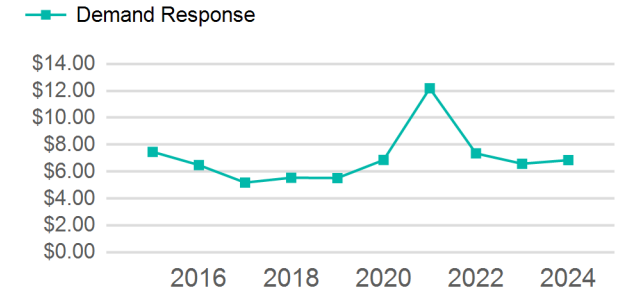
## Service Consumed

**Annual Unlinked Trips (UPT)** 54,854

## Service Supplied

**Annual Vehicle Revenue Miles (VRM)** 327,452  
**Annual Vehicle Revenue Hours (VRH)** 21,516  
**Vehicles Operated in Maximum Service (VOMS)** 19

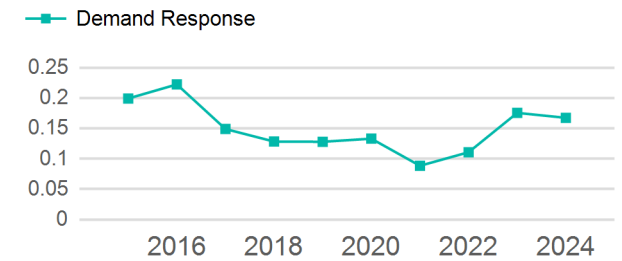
## Operating Expenses per Vehicle Revenue Mile



## Modal Characteristics

Mode	Annual Unlinked Passenger Trips	Directly Operated VOMS	Purchased Transportation VOMS	Annual Vehicle Revenue Miles	Annual Vehicle Revenue Hours
Demand Response	54,854	19	0	327,452	21,516
<b>Total</b>	<b>54,854</b>	<b>19</b>	<b>0</b>	<b>327,452</b>	<b>21,516</b>

## Unlinked Passenger Trip per Vehicle Revenue Mile



Mode	Service Efficiency		Service Effectiveness		
	OE per VRM	OE per VRH	UPT per VRM	UPT per VRH	OE per UPT
Demand Response	\$6.85	\$104.29	0.2	2.5	\$40.91
<b>Total</b>	<b>\$6.85</b>	<b>\$104.29</b>	<b>0.2</b>	<b>2.5</b>	<b>\$40.91</b>

# 2024 Annual Agency Profile - Voluntary Action Center (NTD ID 50215)

## 2024 Funding Breakdown

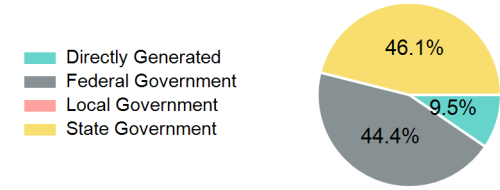
### Summary of Operating Expenses (OE)

Mode	Operating Expenses	Fare Revenues
Demand Response	\$2,243,838	\$212,962
<b>Total</b>	<b>\$2,243,838</b>	<b>\$212,962</b>

### Sources of Operating Funds Expended

Directly Generated	\$212,962
Federal Government	\$996,527
Local Government	\$0
State Government	\$1,034,349
<b>Total Operating Funds Expended</b>	<b>\$2,243,838</b>

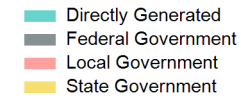
### Operating Funding Sources



### Capital Funding Sources

### Sources of Capital Funds Expended

Directly Generated	\$0
Federal Government	\$0
Local Government	\$0
State Government	\$0
<b>Total Capital Funds Expended</b>	<b>\$0</b>



## 2024 Asset Management

Transit Asset Management (TAM) Tier Tier II

TAM Sponsor NTD ID

### Metrics

Mode	Average Fleet Age in Years
Demand Response	10.4