

2024 Annual Agency Profile - Jackson County Mass Transit District (NTD ID 50204)

Mailing Address: 975 CHARLES RD
CARBONDALE, IL

Website: www.jcmtd.com

Service Consumed

Annual Unlinked Trips (UPT) 111,362

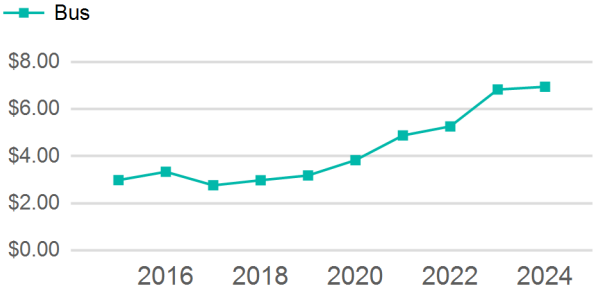
Assets

Revenue Vehicles 30
Service Vehicles
Facilities

Service Supplied

Annual Vehicle Revenue Miles (VRM) 336,090
Annual Vehicle Revenue Hours (VRH) 21,534
Vehicles Operated in Maximum Service (VOMS) 20

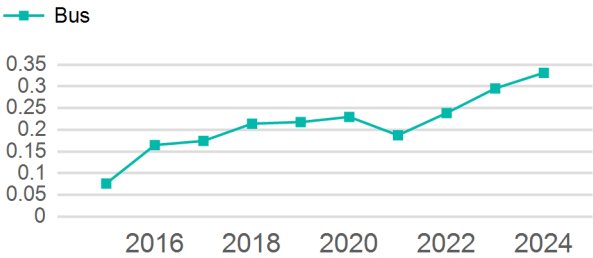
Operating Expenses per Vehicle Revenue Mile



Modal Characteristics

Mode	Annual Unlinked Passenger Trips	Directly Operated VOMS	Purchased Transportation VOMS	Annual Vehicle Revenue Miles	Annual Vehicle Revenue Hours
Bus	111,362	20	0	336,090	21,534
Total	111,362	20	0	336,090	21,534

Unlinked Passenger Trip per Vehicle Revenue Mile



Metrics

Mode	OE per VRM	OE per VRH	UPT per VRM	UPT per VRH	OE per UPT
Bus	\$6.94	\$108.37	0.3	5.2	\$20.95
Total	\$6.94	\$108.37	0.3	5.2	\$20.95

2024 Annual Agency Profile - Jackson County Mass Transit District (NTD ID 50204)

2024 Funding Breakdown

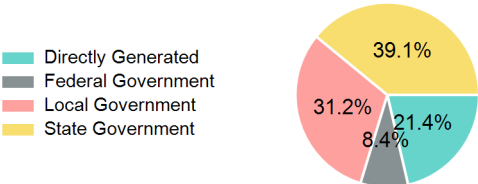
Summary of Operating Expenses (OE)

Sources of Operating Funds Expended

Operating Funding Sources

Mode	Operating Expenses	Fare Revenues
Bus	\$2,333,583	\$483,163
Total	\$2,333,583	\$483,163

Directly Generated	\$498,350
Federal Government	\$195,614
Local Government	\$727,169
State Government	\$912,450
Total Operating Funds Expended	\$2,333,583



Capital Funding Sources

Sources of Capital Funds Expended

Directly Generated	\$0
Federal Government	\$0
Local Government	\$0
State Government	\$0
Total Capital Funds Expended	\$0



2024 Asset Management

Transit Asset Management (TAM) Tier Tier II

TAM Sponsor NTD ID

Metrics

Mode	Average Fleet Age in Years
Bus	8.1